

# **Fee Schedule Service Codes & Vendor Codes**



**State of Rhode Island**

**Department of Human Services**

**Office of Rehabilitation Services**

October 2001

Last Revision –11/3/2009

# TABLE OF CONTENTS

## I. INTRODUCTION

- ◆ Use of Fee Schedule..... Page 1
- ◆ Systems Application ..... Page 1

## II. VOCATIONAL PREPARATION AND SUPPORT SERVICES

- ◆ Community Rehabilitation Program Overview ..... Page 2
- ◆ Community Rehabilitation Services (Grid) ..... Page 3
- ◆ Community Rehabilitation Service Providers (Contact List) ..... Page 6
- ◆ Employment Services ..... Page 10
- ◆ Supported Employment..... Page 13
- ◆ Work Adjustment Services ..... Page 17
- ◆ Head Injury Services ..... Page 18
- ◆ Skills Training Services & Evaluations ..... Page 20
- ◆ Special Services ..... Page 23
- ◆ Driving Evaluations/Driver Training/Travel Training..... Page 29
- ◆ Child Care Services..... Page 33

## III. MEDICAL AND PSYCHOLOGICAL SUPPORT SERVICES

- ◆ Program Requirements..... Page 39
- ◆ General Medical Services ..... Page 40
- ◆ Dental Services ..... Page 42
- ◆ Hospital Based Clinics ..... Page 43
- ◆ Occupational Therapy and Physical Therapy Services..... Page 44
- ◆ Vision Services ..... Page 45
- ◆ Hearing and Speech Services ..... Page 46
- ◆ Psychological, Neuropsychological, Therapeutic Services ..... Page 48
- Appendix A ORS Client Interpreter Service Request ..... Page 50
- Appendix B Special Services (cont.) ..... Page 51
- Appendix C ORS/Goodwill Fee Schedule ..... Page 52
- Appendix D Certified Training Programs ..... Page 57

## **Revisions**

**11/3/09** – Matrix – Pages 3-9; Vision Services – Page 45 – Low Vision Services removed; Driving Evals – Page 29 – changes to VNS fee and Adaptive Driving Program fee; People in Partnership – Page 22 – changes in fees; TechACCESS – Page 27 – changes in fees; Child Care Services – Pages 34-35 – fees; Goodwill Industries – Appendix C – flowcharts; Certified Training Programs added – Appendix D.

## **INTRODUCTION**

The intended use of this manual is to identify services that will be necessary to assist individuals to reach their employment goals. All services and vendors are not listed in the fee schedule. See the ORS Vendor/Service Code Manual – which includes a comprehensive list of Service Codes and Vendors.

The Fee Schedule should never be used in place of the ORS Policy Manual. The Policy Manual should be reviewed prior to authorization for clarification and specific guidelines for given services.

### **Use of Fee Schedule**

Once the needed service is identified, you will find the service code in parenthesis along with the fee-for-service. General descriptors of the service, sequence of payments and requirements for reports are also addressed in sections describing frequently used rehabilitation services.

### **Systems Application**

In addition to the hard copy and alternate formats, the fee schedule is located in the Public File directory in the folder named “ORS FEE SCHEDULE”.

As stated above, vendors that are not listed in the fee schedule can be located using “option 18” (Vendor Lookup by Service Code) on the “Client Ready Menu” of the M.I.S system. When using “option 18” you will be prompted to enter a service code. When the service code is entered, a “drop-down” window will appear, listing all vendors used for that particular service code. If a vendor is not used for three years, that vendor will automatically “retire” from the M.I.S system.

# **VOCATIONAL PREPARATION AND SUPPORT SERVICES**

## **Community Rehabilitation Program Overview**

The Vocational Rehabilitation Program is designed to assess, plan, develop, and provide vocational services for individuals with disabilities, consistent with their strengths, resources, priorities, concerns, abilities, capabilities, interests, and informed choices, so that such individuals may prepare for and engage in gainful employment.

The Office of Rehabilitation Services currently purchases services from over 40 organizations called Community Rehabilitation Programs (CRP) enabling varied choices throughout the rehabilitation process. Services typically begin with evaluation and assessment and end with employment. Our community-based partners are largely nonprofit organizations whose focus and specialization may be in one or more area of disability. The barriers to employment that are addressed by our providers include physical disabilities, mental health, developmental disabilities, blind and visually impaired, deaf and hard of hearing, head injuries, and learning disabilities.

CRP providers are an integral component of service-delivery, bridging the gap between vocational rehabilitation and employment for individuals receiving vocational rehabilitation counseling through the Office of Rehabilitation Services.

CRP providers and ORS share a common mission – a focus on client-centered planning to empower individuals with disabilities to make choices that will facilitate employment and independence.

## **MATRIX OF APPROVED PROVIDERS OF VOCATIONAL REHABILITATION SERVICES**

Included: Name of provider; disability population served; key for type of approved service(s). Please review specific pages in Fee Schedule for complete information. A comprehensive list of vendors with necessary identifying information follows Matrix.

**KEY:** VE = Vocational Evaluation      TLJC = Time-Limited Job Coaching      SKT = Skills Training  
 IPP = Individual Pre-placement Assessment      WA = Work Adjustment  
 SE = Supported Employment Services (array)      JDP = Job Development/Placement (Non SE)

<u><b>VENDORS</b></u>	<b>Vocational Evaluation</b>	<b>IPP</b>	<b>SE</b>	<b>JDP</b>	<b>WA</b>	<b>TLJC</b>	<b>SKT</b>
<i><b>Developmental Disabilities</b></i>							
Adeline LaPlante Memorial Center	X	X	X		X	X	
ARC of Northern RI	X	X	X		X	X	
The ARC of Blackstone Valley	X	X	X		X	X	
Cranston ARC	X	X	X		X	X	
Avatar, Inc.			X			X	
Bridges, Inc.		X	X				
Community Connections, Inc., Massachusetts		X	X			X	
Community Living of Rhode Island		X	X				
Coves Center (Grodin Center)		X	X			X	
Gateways to Change	X	X	X	X		X	
Goodwill Industries of RI	X	X	X	X		X	X
John E. Fogarty Center (Providence Chapter RIARC)	X	X	X		X	X	
James L. Maher Center	X	X	X		X	X	
L.I.F.E., Inc.	X	X	X			X	
Napatree (Olean Center)	X	X	X		X	X	
Looking Upwards, Inc.	X	X	X	X	X	X	
Ocean State Community Resources		X	X			X	
Opportunities Unlimited			X				
Perspectives, Inc.	X	X	X	X		X	
Pro-Ability			X				
Re-Focus, Inc.		X	X	X		X	
Spurwink RI	X	X	X	X			
Training Thru Placement	X	X	X		X		
Trudeau Center (Kent County RIARC)	X	X	X		X	X	
West Bay Residential Services, Inc.		X	X	X		X	
Work Opportunities Unlimited		X	X	X		X	

Revised 11/09

<b><u>VENDORS</u></b>	<b>VE</b>	<b>IPP</b>	<b>SE</b>	<b>JDP</b>	<b>WA</b>	<b>TLJC</b>	<b>SKT</b>
<b><i>Mental Health</i></b>							
Gateway Healthcare of Pawtucket		X	X	X		X	
East Bay Mental Health	X	X	X	X		X	
Kent Center		X	X	X		X	
Gateway Healthcare	X	X	X			X	
Newport County Community Mental Health Center		X	X			X	
NRI Community Services Inc.	X	X	X			X	
Providence Center		X	X			X	
Riverwood Mental Health Services		X	X			X	
South Shore Mental Health Center	X	X	X	X		X	
Goodwill Industries of RI	X	X	X	X		X	X

<b><i>Youth Transition Services – See Special Services</i></b>							
East Bay Transition Center							
Northern RI Transition Center							
Providence Transition Center							
Southern RI Transition Center							
West Bay Transition Center							

<b><i>Head Injury</i></b>							
Sargent Rehabilitation Center	X	X		X		X	
Goodwill Industries of RI (see “Re-Entry” Program)							

<b><i>Visually Impaired</i></b>							
In-Sight	X						X
Carroll Center for the Blind		X		X		X	

Revised 2/2007

<b><u>VENDORS</u></b>	<b>VE</b>	<b>IPP</b>	<b>SE</b>	<b>JDP</b>	<b>WA</b>	<b>TLJC</b>	<b>SKT</b>
<i>Deaf and Hard of Hearing</i>							
Corliss Institute		<b>X</b>	<b>X</b>			<b>X</b>	
Goodwill Industries of Rhode Island	<b>X</b>	<b>X</b>	<b>X</b>	<b>X</b>		<b>X</b>	<b>X</b>
<i>Skill Training</i>							
People in Partnerships						<b>X</b>	<b>X</b>
<i>Special Services – See Fee Schedule</i>							
Career Connections				<b>X</b>		<b>X</b>	
Tech Access							
PARI							
Shake-A-Leg							

**\*Vendors are categorized by their primary disability services and are not limited in these areas. They may offer services to other disability groups.**

**CRP VENDOR CONTACT LIST**

<b>VENDOR</b>	<b>ADDRESS</b>	<b>PHONE*</b>	<b>FAX</b>	<b>CONTACT PERSON</b>
<i>A New Leaf</i>	135 Gano Street Providence, RI 02906	351-4330		Brie
<i>Adeline LaPlante Memorial Center</i>	P.O. Box 56 Peacedale, RI 02883	789-3081	782-8481	Lynn McGee <a href="mailto:Almc3081@aol.com">Almc3081@aol.com</a>
<i>AVATAR, Inc.</i>	33 College Hill Road, Bldg. 33 Warwick, RI 02886	826-7500	826-7503	Kathleen Ellis <a href="mailto:kellies@avatarresidential.com">kellies@avatarresidential.com</a>
<i>The ARC of Blackstone Valley</i>	Independence Square 500 Prospect Street Pawtucket, RI 02860	724-7260	N/A	Katherine Hunt <a href="mailto:khunt@bvcriarc.org">khunt@bvcriarc.org</a>
<i>Bridges, Inc.</i>	P.O. Box 263 Jamestown, RI 02835	423-1153	423-3879	Anita Fleckenstein <a href="mailto:afleckenstein@bridgesinc.com">afleckenstein@bridgesinc.com</a>
<i>Career Connections</i>	423 George Arden Avenue Warwick, RI 02886	738-4010	TBA	Pam Tonry (No email available)
<i>Carroll Center for the Blind</i>	770 Centre Street Newton, MA 02458	617-969-6200	617-969-6204	Rabih Dow <a href="mailto:Rabih.dow@carroll.org">Rabih.dow@carroll.org</a>
<i>Community Connections Inc.</i>	125 Hartwell St. #1 Fall River, MA 02721	508-678-1210	508-678-1998	Maria Miranda <a href="mailto:mmiranda@commconnection.org">mmiranda@commconnection.org</a>
<i>Community Living of RI</i>	349 Centerville Rd., Bldg.6 Warwick, RI 02886	739-9006	739-6009	Robert Sasseville <a href="mailto:Robert@communitylivingri.com">Robert@communitylivingri.com</a>
<i>Corliss Institute</i>	292 Main Street Warren, RI 02885	245-3609 245-2223 TTY	245-9565	Mary Ellen Baxter-Breen <a href="mailto:meb@corliss.org">meb@corliss.org</a>
<i>Cove Center Inc.</i>	610 Manton Avenue Providence, RI 02909	751-0459	751-2260	Michael Smith <a href="mailto:msmith@covecenter.org">msmith@covecenter.org</a>
<i>Cranston ARC</i>	60 Stamp Farm Road Cranston, RI 02921	942-3445	943-8723	Thomas Kane <a href="mailto:tkane@cranstonarc.org">tkane@cranstonarc.org</a> Rory Carmody <a href="mailto:rcarmody@cranstonarc.org">rcarmody@cranstonarc.org</a>
<i>East Bay Educational Collaborative</i>	317 Market Street Warren, RI 02885	245-2045	245-9332	Carolyn Aspinwall <a href="mailto:aspinwac@ride.ri.net">aspinwac@ride.ri.net</a>
<i>East Bay Mental Health Ctr.</i>	2 Old County Road Barrington, RI 02806	246-1195	246-1985	Chris Rodrigues <a href="mailto:crodrigues@eastbay.org">crodrigues@eastbay.org</a>
<i>East Providence Senior Center</i>	610 Waterman Avenue East Providence, RI 02914	435-7870		Maureen Boaris
<i>Gateways to Change</i>	11 Knight Street Warwick, RI 02886	463-0000	463-0010	Catherine McGillvary <a href="mailto:gtdreams@aol.com">gtdreams@aol.com</a>

\* For vendors without a TTY line, please use RI Relay at 711.

Revised 11/09

**CRP VENDOR CONTACT LIST (cont'd)**

<b>VENDOR</b>	<b>ADDRESS</b>	<b>PHONE</b>	<b>FAX</b>	<b>CONTACT PERSON</b>
<b>Gateway Healthcare of Pawtucket</b>	101 Bacon Street Pawtucket, RI 02860	722-3560	724-3120	Michael Braet <a href="mailto:mbraet@gatewayhealth.org">mbraet@gatewayhealth.org</a>
<b>Gateway Healthcare</b>	1447 Hartford Avenue Johnston, RI 02919	273-8100	861-8696	Paul Teixeira <a href="mailto:pteixeira@gatewayhealthcare.org">pteixeira@gatewayhealthcare.org</a>
<b>Goodwill Industries of RI</b>	100 Houghton Street Providence, RI 02904	861-2080	454-0889	Lori Norris <a href="mailto:lnorris@goodwillri.org">lnorris@goodwillri.org</a> Christine Yankee <a href="mailto:cyankee@goodwillri.org">cyankee@goodwillri.org</a>
<b>In-Sight</b>	43 Jefferson Boulevard Warwick, RI 02888	941-3322	941-3356	John Gunn <a href="mailto:jgunn@in-sight.org">jgunn@in-sight.org</a>
<b>John E. Fogarty Center</b>	220 Woonasquatucket Ave. North Providence, RI 02911	353-7000	353-0320	Catherine Procaccini Lisa Plummer <a href="mailto:lisajfc@yahoo.com">lisajfc@yahoo.com</a>
<b>Kent Center</b>	50 Health Lane Warwick, RI 02886	738-4300	738-7718	Susan Medeiros David Lauterbach (732-5656) <a href="mailto:dlauterbach@thekentcenter.org">dlauterbach@thekentcenter.org</a>
<b>L.I.F.E., Inc.</b>	P.O. Box 449 Tiverton, RI 02878	254-2910	254-2912	Mary Ann Wiedenhofer <a href="mailto:MaryAnnW@lifeincnri.org">MaryAnnW@lifeincnri.org</a>
<b>Looking Upwards Inc.</b>	Irongate II, 438 East Main Rd., P.O. Box 4289 Middletown, RI 02842	847-0960	849-0290	Alexis McHugh <a href="mailto:Amchugh918@aol.com">Amchugh918@aol.com</a>
<b>James L. Maher Center</b>	P.O. Box 4390 Middletown, RI 02842	846-4600	849-4267	Phil Olivera <a href="mailto:philo@mahercenter.org">philo@mahercenter.org</a>
<b>Napatree</b>	101 Airport Road Westerly, RI 02891	348-8380	315-0201	Tammy DaSilva <a href="mailto:tdasilva@oleancenter.org">tdasilva@oleancenter.org</a>
<b>Newport County Community Mental Health Center</b>	127 Johnnycake Hill Road Middletown, RI 02842	846-1213	848-9151	F.L. Paranzino <a href="mailto:flparanzino@nccmhc.org">flparanzino@nccmhc.org</a>
<b>Northern RI Community Services Inc.</b>	P.O. Box 1700 Woonsocket, RI 02895	235-7000	767-9177	Judy Bolzani <a href="mailto:dplyer@nrcommunityservices.org">dplyer@nrcommunityservices.org</a>
<b>Northern RI Collaborative</b>	2352 Mendon Road Cumberland, RI 02864	658-5790 658-5795 TDD	658-4012	Maura Silvia <a href="mailto:Rid01053@ride.ri.net">Rid01053@ride.ri.net</a>
<b>OSCIL</b>	1944 Warwick Avenue Warwick, RI 02889	738-1013	738-1083	Lorna Ricci <a href="mailto:lricci@oscil.org">lricci@oscil.org</a>

Revised 11/09

***CRP VENDOR CONTACT LIST (cont'd)***

<b>VENDOR</b>	<b>ADDRESS</b>	<b>PHONE</b>	<b>FAX</b>	<b>CONTACT PERSON</b>
<b><i>Ocean State Community Resources</i></b>	310 Maple Avenue, Ste 102 Barrington, RI 02806	245-7900	245-7910	David Reiss <a href="mailto:dreiss@oscr.org">dreiss@oscr.org</a>
<b><i>Opportunities Unlimited (for People with Differing Abilities)</i></b>	1 Worthington Road Cranston, RI	942-9044		Ray Conca
<b><i>PARI Independent Living Center</i></b>	500 Prospect Street Pawtucket, RI 02860	725-1966	725-2104	Sue Bilodeau <a href="mailto:sbilode@pari-ilc.org">sbilode@pari-ilc.org</a>
<b><i>People In Partnerships</i></b>	200 Main Street, Suite 230 Pawtucket, RI 02860	727-8002	727-8411	Keith McNeil <a href="mailto:keithmcneilpip@aol.com">keithmcneilpip@aol.com</a>
<b><i>Perspectives Corp.</i></b>	1130 Ten Rod Road North Kingstown, RI 02852	294-3990	294-9879	David Ruppell <a href="mailto:druppell@perspectivescorporation.com">druppell@perspectivescorporation.com</a>
<b><i>Pro-Ability</i></b>	3469 Mendon Road Cumberland, RI	658-1674		Doug Stone
<b><i>ProMail</i></b>	528 North Main Street Providence, RI 02903	784-6363		Jill Tavares
<b><i>Providence Educational Collaborative (West Bay)</i></b>	797 Westminster Street Providence, RI 02903	456-9330	453-8699	Karen Vessella <a href="mailto:Karen.vessella@ppsd.org">Karen.vessella@ppsd.org</a>
<b><i>Providence Center</i></b>	530 North Main Street Providence, RI 02904	276-4120	276-4034	Dallas Gulley <a href="mailto:dgulley@provctr.org">dgulley@provctr.org</a>
<b><i>R &amp; D Technologies</i></b>	35 Belver Avenue North Kingstown, RI 02852	885-6400 x209		Cindy Moniz
<b><i>ReFocus, Inc.</i></b>	1228 Westminster Street Providence, RI 02909	272-1600	751-1378	Christine Kavanagh <a href="mailto:refocus@re-focusinc.org">refocus@re-focusinc.org</a>
<b><i>Riverwood Rehabilitation Services</i></b>	25 Railroad Avenue Warren, RI 02885	247-0173	247-0177	Danielle Gillett <a href="mailto:mttwarren@riverwoodmhs.org">mttwarren@riverwoodmhs.org</a>
<b><i>Sargent Rehabilitation Center</i></b>	800 Quaker Lane Warwick, RI 02818	886-6600	886-6632	Colleen McCarthy <a href="mailto:administration@sargentcenter.org">administration@sargentcenter.org</a>
<b><i>Sensational Child c/o Adeline LaPlante Ctr.</i></b>	40 Charles Street, Unit K Wakefield, RI 02879	799-8661		Kim Picard
<b><i>Shake-A-Leg, Inc.</i></b>	P.O. Box 1264 Newport, RI 02840	849-8898	848-9072	Timothy Flynn <a href="mailto:timf@shakealeg.org">timf@shakealeg.org</a>
<b><i>South Shore Mental Health Center</i></b>	P.O. Box 899, Old Post Rd., Rt. 1A Charlestown, RI 02813	789-1367	364-3310	Michael Johnson <a href="mailto:mjohnson@ssmhc.org">mjohnson@ssmhc.org</a>
<b><i>Southern RI Educational Collaborative</i></b>	646 Camp Avenue North Kingston, RI 02852	295-2888	295-3232	Alice Woods <a href="mailto:awoods@ride.ri.net">awoods@ride.ri.net</a>

Revised 11/2009

**CRP VENDOR CONTACT LIST (cont'd)**

<b>VENDOR</b>	<b>ADDRESS</b>	<b>PHONE</b>	<b>FAX</b>	<b>CONTACT PERSON</b>
<b><i>Spurwink RI</i></b>	One Spurwink Place Cranston, RI 02910	781-4380	781-4396	JoAnn Malagrino <a href="mailto:jmalagrino@spurwinkri.org">jmalagrino@spurwinkri.org</a> Ray Arsenault <a href="mailto:rarsenault@spurwinkri.org">rarsenault@spurwinkri.org</a>
<b><i>TechACCESS</i></b>	110 Jefferson Blvd., Suite I Warwick, RI 02888	463-0202	463-3433	Judy Carlson <a href="mailto:techaccess@techaccess-ri.org">techaccess@techaccess-ri.org</a>
<b><i>The Dog House Plus</i></b>	91 Sandy Bottom Road Coventry, RI 02816	828-3647		
<b><i>The Homestead Group</i></b>	320 Main Street Woonsocket, RI 02895	765-3700	765-1124	Al Vario <a href="mailto:avario@arcofnri.org">avario@arcofnri.org</a>
<b><i>Thielsch Engineering Welding School</i></b>	195 Frances Street Cranston, RI 02910	467-6454		Norman King
<b><i>Training Thru Placement</i></b>	20 Marblehead Avenue North Providence, RI 02904	353-0220	353-8126	Jack Haughey <a href="mailto:jack@ttp.necoxmail.com">jack@ttp.necoxmail.com</a>
<b><i>Trudeau Memorial Center (Kent County RIARC)</i></b>	3445 Post Road Warwick, RI 02886	739-2700 ext. 205	737-8907	Gayle Reid <a href="mailto:greid@kentcountyar.org">greid@kentcountyar.org</a>
<b><i>Turchetta, Dr. Luis</i></b>	1035 Post Road Warwick, RI 02888	785-0040		Dr. Luis Turchetta
<b><i>West Bay Educational Collaborative</i></b>	144 Bignall Street Warwick, RI 02888	941-8353	941-8535	Rosemary Lavigne <a href="mailto:rlavigne@ride.ri.net">rlavigne@ride.ri.net</a>
<b><i>West Bay Residential Services</i></b>	158 Knight Street Warwick, RI 02886	738-9300	738-2787	Penelope Merris <a href="mailto:pmerris@westbayri.org">pmerris@westbayri.org</a>
<b><i>Work Opportunities Unlimited, Inc.</i></b>	2374 Post Road Warwick, RI 02886	521-4600	521-5111	John Ristaino <a href="mailto:jristaino@workopportunities.net">jristaino@workopportunities.net</a>

Revised 11/2009

## **EMPLOYMENT SERVICES** (Non-Supported)

### **Key Components**

- ◆ The job is individually and specifically developed in accordance with the individual's strengths, abilities, preferences and service needs.
- ◆ The counselor uses his/her judgement whether to purchase this service for an individual and has determined that the individual is not able to secure employment on his/her own with the assistance of job placement services at no charge (e.g. ORS, netWORKri )
- ◆ The counselor uses this service for individuals who will benefit from other employment preparation services including resume writing and interviewing skills
- ◆ Employment services are available for those individuals capable of a self-initiated job search

### **Employment Services (SEE FLOW CHART)**

- ◆ Vocational Evaluation (3010) – twenty days at \$50 per day \$1,000
- ◆ Individual Pre-Placement Assessment (3011) – up to four-weeks \$400
- ◆ Situational Assessment (3038) - \$75 per day.
- ◆ Job Development (6130) - \$500
- ◆ Job Placement (6131) - \$1,300 (initial \$600 – final \$700)
- ◆ I&E Job Coaching (6122) - \$26 per hour, normally up to 90 days.
- ◆ Short-term Skills Training (6011) fees vary according to program, see fee schedule for more information
- ◆ Work Try Out- (3529) – 200% of prevailing wages up to 3 weeks.

### **Employment Service Descriptors:**

Vocational Evaluation is requested by the counselor and individual to answer specific referral questions related to vocational functioning. The Vocational Evaluation Plan includes a situational assessment in the community unless the individual situation precludes this. The Vocational Evaluation process is completed with a report which describes the assessment methods, responds to referral questions including strengths and limitations. The report should also include planning services to reach vocational goal(s) and recommendations for vocational occupations to further explore.

Individual Pre-Placement Assessment is used to provide the means for evaluating an individual's vocational potential including the need for short and/or long-term supports. This assessment may be utilized during the eligibility determination period (pre status 12) and for situational assessments for an individual who may not enter supported employment services. The IPP can or may include assessment of the individual's interests; prior assessment data if available, e.g. vocational evaluation, social profile or school reports; family consultation and desires; assistive technology; available extended support provider(s) and/or natural supports; and individual functioning in actual work situations. The time parameter for this service is approximately four weeks.

Revised 7/7/08

## **EMPLOYMENT SERVICES (CONT'D)**

**Situational Assessment:** This is a Community-based Assessment used to provide vocational experiences in order to assist an individual with vocational exploration. It also provides information on job duties, job performance, and job behavior.

**Job Development:** Payment is made after the individual has been seen for an initial interview, and the provider has agreed to work with that individual to secure employment related to the vocational goal that the ORS counselor and individual agreed to. A statement of agreement signed by the individual and the provider will provide documentation. A resume, and interviewing skills training, should be included in the agreement as part of the authorization.

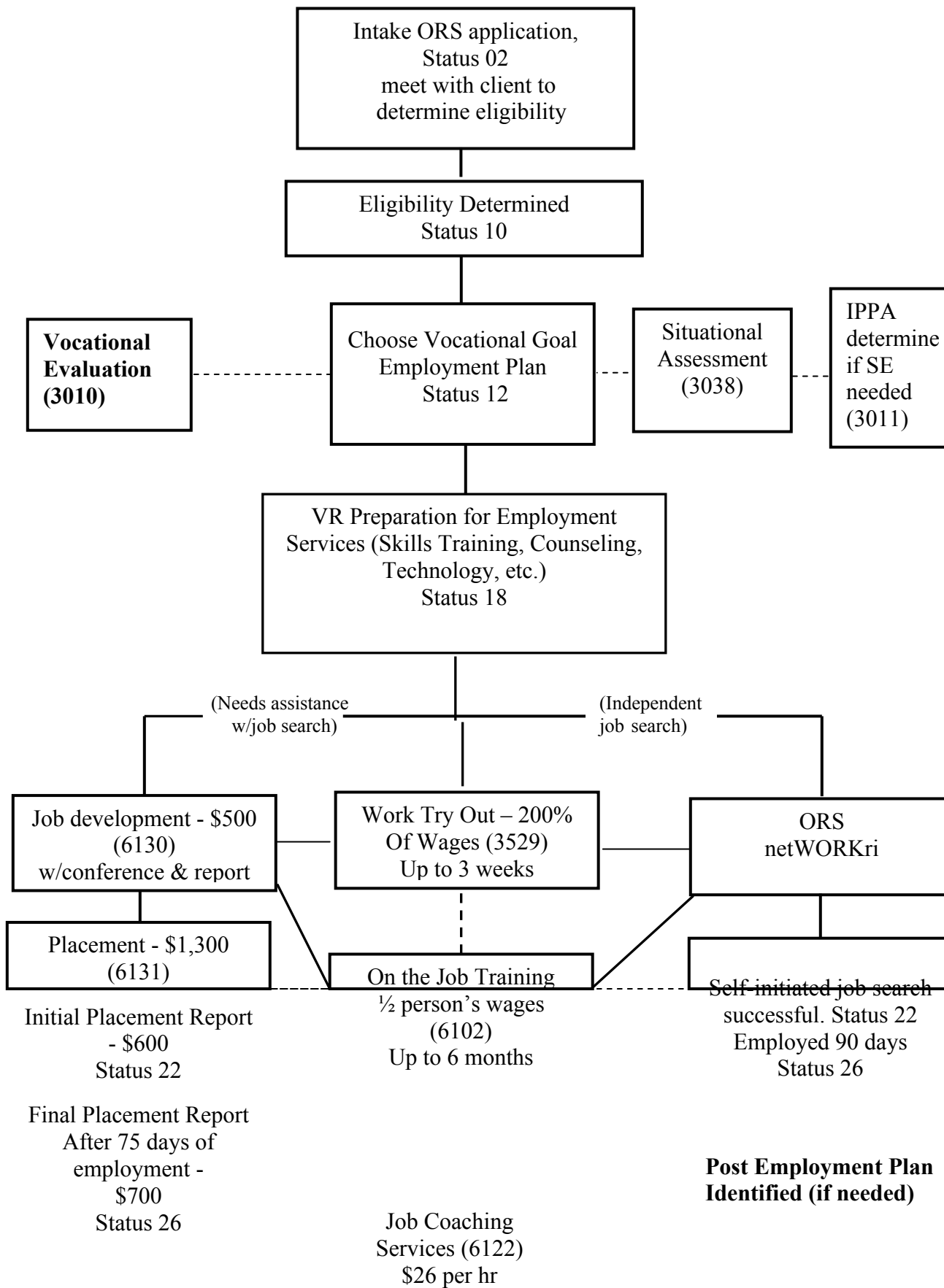
**Job Placement** occurs when a job match has been found by the vendor that is consistent with the IPE Goal. The job must be secured and a starting date agreed upon. An initial bill and report from the vendor is required before the first payment is made. The report should include name and address of the employer, number of hours, salary, and benefits. It should also include the date and summary of all activities which have assisted consumer in finding this job, as well as a detailed summary of the necessary short-term supports and accommodations, which will be needed to help maintain this job. The second payment is made to the vendor for employed individuals after they have held the job for seventy-five days. A written report is required outlining what services were provided during this period to help the individual maintain the job, and any wage increases that may have occurred since initial hire. A minimum of two contacts per month with customer or employer is necessary to receive this part of the payment. Case closure is expected upon receipt of this report.

**I & E Job Coaching:** This is a support service for individuals who may be able to find employment, but for some disability related reason cannot maintain employment. The individual may need job coaching supports for more than the initial orientation to a job, but does not qualify for the traditional developmental or mental illness long-term supported employment services. This support may typically be provided for three months, but no longer than six months. In some limited circumstances, counselors may also authorize this service to supplement a situational assessment in the community. These circumstances are for individuals who the ORS counselor feels that a complete assessment would not be possible without additional supports.

**Work Try Out:** This is a service whereby an individual who has chosen a vocational occupation, and has the skills needed to do the job, but lacks the experience to get a job is given the opportunity to demonstrate their abilities and skills while being paid by the employer whom ORS is reimbursing. ORS reimburses a company 200% of the potential employee's prevailing wage. The employer is responsible for supervising and evaluating the individual's job performance at no cost to them. The duration of this service is for a period of one to three weeks. There is an expectation, but not an obligation for the employer to hire the individual.

Revised 7/7/08

## EMPLOYMENT SERVICES (CONT'D)



## **SUPPORTED EMPLOYMENT (PLACE/TRAIN)**

### **Key Components:**

- ◆ Supported employment (SE) assists individuals with the most significant disabilities, who have been unsuccessful with traditional employment strategies and need ongoing supports, to choose, find and keep employment.
- ◆ SE is competitive employment (minimum or commensurate wages).
- ◆ Work must be in an integrated setting (person works and/or interacts among non-disabled population). Training occurs after placement.
- ◆ ORS provides intensive ongoing supports for a time-limited period (not to exceed 18 months). Long-term ongoing supports are provided through other funding sources.

### **Supported Employment Services (array) (SEE FLOW CHART):**

- ◆ **Tier I** - Assessment (3526) - \$1,000
- ◆ **Tier II** – Placement (6600) - \$2,000
- ◆ **Tier III** – Retention (9604) - \$3,500 = 20 hrs or less or \$4,500 = 21 hrs or more ( at prevailing wage)
- ◆ **Transportation** if needed (7777)

### **Supported Employment Service Descriptors:**

The Job Development Service is for individual competitive job placements in an occupation represented by the mutually-agreed upon Employment Plan. The occupation of choice can be either full-time or part-time. An assessment to determine an appropriate job match has occurred prior to this service. **Tier I activity**

The Job Placement Service occurs at the place of employment the individual will retain. The vendor will provide a work site evaluation which includes a discrepancy analysis related to the job and the individual's needs. **Tier II activity**

The On-Site Evaluation is an evaluation at the work site of the job that the individual will retain. The report will provide information about the need and type of ongoing supports to be added to the Employment Plan. Duration of this service is typically four weeks, but can be extended with an appropriate rationale. **Tier II activity**

Supported Employment Training focuses on the needs of the client as they progress on the job towards hourly work goals, towards fading supports and on work support requirements on and off the job site. Training should lead to stabilization in the chosen job. Monthly reports to update client's progress are required. **Tier III activity**

Transportation is utilized if not otherwise funded by another agency.

Long-Term Support is a key component of supported employment and is determined at the initiation of SE services. Funding for long-term supports is often provided through MHRH-Division of Developmental Disabilities and Division of Behavioral Health. Natural un-funded long-term supports may also be arranged to support the employee.

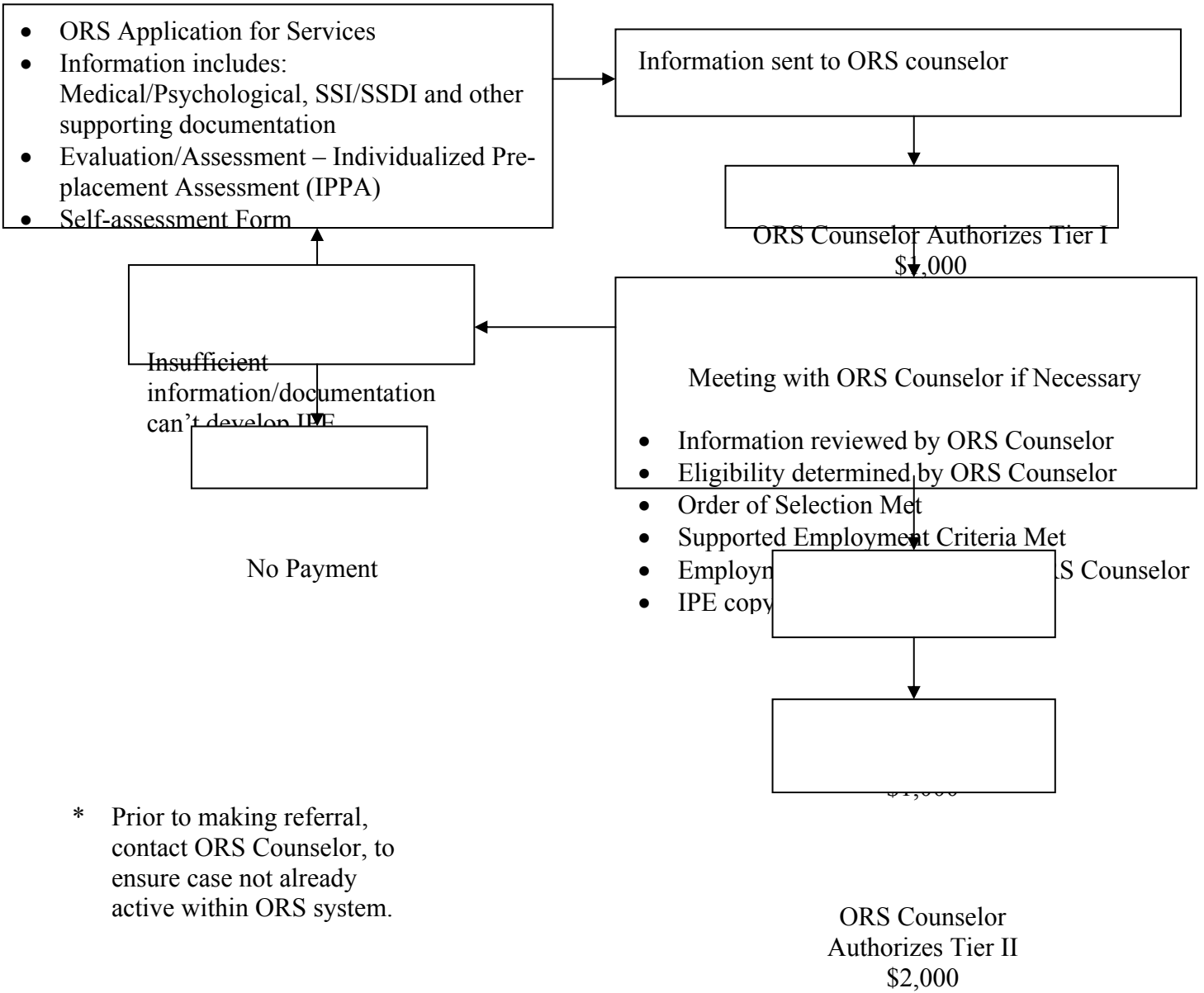
**Revised 7/1/08**

# Supported Employment The Tier System

## TIER I

Pre-Employment Planning  
Service Code: 3526

**\*DD/MH Vendor Provides**




\* Prior to making referral, contact ORS Counselor, to ensure case not already active within ORS system.

Effective 7/1/08

# Supported Employment The Tier System

## **TIER II** **Job Placement/Training** **Service Code: 6600**

### **DD/MH Vendor Provides**



\* Start date

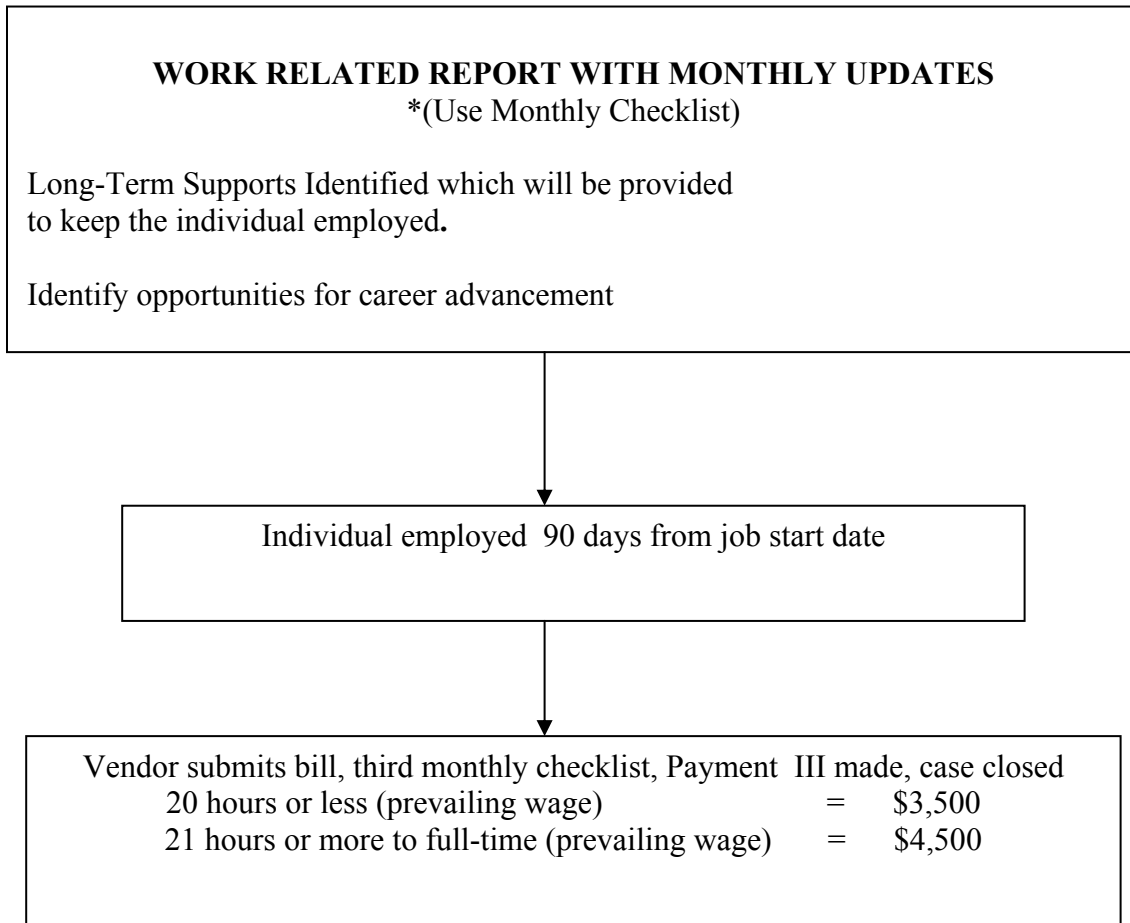
Information can be sent via telephone, email,  
or traditional mail.

**Eff. 7/1/08**

# Supported Employment The Tier System

## **TIER III** **Job Retention** **Service Code: 9604**

### **DD/MH Vendor Provides**



- First report due 1 month from client's start date.

**Eff. 7/1/08**

## WORK ADJUSTMENT SERVICES

**Work Adjustment Services (6105)** are transitional, time-limited systematic training services which assist individuals toward their optimal level of vocational development. These services use real or simulated work to assist individuals to understand the meaning, value and demands of work; to learn or re-establish skills, attitudes, personal characteristics, and work behaviors, and to develop functional capacities. **Work Adjustment Services** may require environmental accommodations.

**Work Adjustment Services** are prescribed after Vocational Evaluation for individuals who require these services to reach community-integrated job placement goals including Supported Employment. Specific **Work Adjustment Services** are recommended and planned with anticipated time frames. **Work Adjustment Services** may incorporate a daily job coach provision to assist the individual toward community-integrated job placement. A review of services is completed at each 40 day of funding.

Each period of **Work Adjustment Services** is authorized for 40 days. The expected maximum time a person receives their services is 120 days. The outcome is community integrated job placement, including Supported Employment Services.

**Work Adjustment Services** which are required for adjustment to a facility-based extended sheltered employment outcome are funded only for 40 days. These cases, closed in Sheltered Employment, would be reviewed annually for assessment of the client's ability to work toward community-integrated placement.

Time-Limited Job Coaching within a work adjustment program would be authorized either in combination with facility-based **Work Adjustment Services** or as the final service provision in a competitive community job site. The anticipated parameter of Time-Limited Job Coach services is 40 days.

**NOTE:** In those cases where it is appropriate to utilize Time-Limited Job Coaching for situational experiences and assessment while someone is receiving **Work Adjustment Services**, the authorization for each day a job coach is used is \$50.00. **This is not added to the other work adjustment fee for that day, but is considered full payment for that day of services.**

**Work Adjustment Authorizations (6105) are made for 40-day periods. These services typically occur at the RI Arc's.**

\$10.00 per day for 40 days...\$400

Up to 120 days...\$1,200

\$50.00 per day for Time-Limited Job Coaching, up to 40 days...\$2,000

## **HEAD INJURY SERVICES**

**Sargent Rehabilitation Center- Head Injury Program**  
**800 Quaker Lane**  
**Warwick, RI, 02818**  
**Telephone: (401) 886-6600**

\*\* Prior to starting a vocational evaluation, Sargent's Center staff will conduct a thorough assessment of the individual's medical rehabilitation needs, and utilize that person's medical coverage to provide any medical rehabilitation therapy (Speech, OT, PT, Counseling, etc.) that the person may need in order to benefit fully from a vocational evaluation. Should that person not have sufficient medical coverage for the medical rehabilitation therapy, and plans to have a vocational evaluation, Sargent's Center staff will request that ORS fund the needed service. Sargent's Center will provide medical documentation as to what the recommended service may be, length of time needed, and why completion of the therapy would then allow the individual to benefit from a vocational evaluation. ORS counselors would need to review this information with the ORS Medical Consultant prior to authorizing any therapy services. Services provided by Sargent Center for individuals with head injuries (HI) or traumatic brain injuries (TBI) will be focused on vocational rehabilitation and functions related to employment. All reporting will reflect the vocational emphasis.

**Vocational Evaluation/Sargent (3017) – Authorize up to 10 days at \$200 per day. Evaluation services include:**

- ◆ Answers to specific referral questions related to vocational functioning
- ◆ Community-based assessment consisting of a thorough work readiness skills analysis
- ◆ Functional assessment, which relates to employment functioning
- ◆ Assessment of social interaction with emphasis on vocational functioning and work history
- ◆ Benefits and transportation assessments
- ◆ Neuropsychological assessment
- ◆ Cognitive rehabilitation and learning style assessments
- ◆ Rehabilitation technology needs (may refer for outside assessment)

### **Report and Conference:**

The report will synthesize the evaluations and provide recommendations related to vocational development services. The report includes Sargent's Individual Rehabilitation Plan, a preliminary employment goal and job analysis; response to referral questions; client strengths and limitations as related to employment; and planning services needed to reach vocational goal(s).

The Community-based assessment will include a detailed report from the vocational evaluator who will be at the designated worksite with the client during the evaluation period. The purpose of the evaluation is to assess work-based skills, including any accommodation needs such as transportation.

A conference meeting will be scheduled by Sargent staff with the goal to interpret the results of the evaluation activities to the individual, family, and ORS counselor, and to recommend vocational goal(s) and services needed to achieve successful job placement outcomes.

**\* On occasion where a client has not been able to identify an appropriate occupational goal, an additional five (5) days for Community-based career exploration may be authorized at the discretion of the ORS Counselor utilizing the current Vocational Evaluation daily fee rate.**

**Work Preparation/Sargent (6030) – Authorize \$8,000**

Work Prep allows an array of services through one service code thus streamlining both authorization and reporting system. Work Prep services occur after an Employment Plan is developed. Services are reimbursed at key outcome points that prepare an individual for employment.

Rehabilitation services (PT, OT, Speech, etc) which will support the vocational plan and goal, may also continue during each step of Work Prep Services, and would need to be authorized at the discretion of the ORS Vocational Rehabilitation Counselor.

Work Prep services include: Job Readiness Skills Training, Career Exploration, Community Work Experiences, Vocational Case Management (as needed), Job Development, Job Placement and Retention. During the Community Work Experience, the person will shadow, gain exposure, and try all aspects of the person’s chosen vocation. Supports will be provided at the work site. If services are interrupted at any point in this process, Sargent Center staff will notify ORS counselor to determine if continuation is warranted or not.

1) **Initial Work Preparation** is the first point of reimbursement. In this job seeking training stage, it is expected that the person will have received instruction on resume writing and that a copy of the person’s resume will be sent to their individual vocational rehabilitation counselor; that the person will learn job searching skills and techniques, including use of the Internet to find job openings; that the person will have been taught job interview skills; that the person will know how to complete a job application appropriately, and that there is a plan to start a community work experience. This first reimbursement is for no longer than 20 days.

2) **Community Work Experience** is the second point of reimbursement. During a CWE, the person will shadow, gain exposure, and try all aspects of the person’s chosen vocation. Sargent Center staff eases the transition in the new work environment by providing initial supports. A detailed summary report is written upon completion of the CWE, and the report is forwarded to the appropriate vocational rehabilitation counselor. A CWE may last from 2 weeks to no more than 30 days. ORS Counselors may authorize a second CWE if appropriate.

3) **Job Placement and Retention Services** is a service that occurs when a competitive, integrated job, paying minimum wage or higher, full or part-time, has been found in the person’s chosen occupation according to their Employment Plan. A detailed report will immediately be sent to the appropriate VR Counselor, giving information about wages, benefits, hours, and other possible services needed to maintain this job. Sargent Center will then provide monthly reports to ORS, and provide on-going support to the person for a period of 90 days at the work site if appropriate.

A final report will be forwarded to the VR Counselor at 75 days of employment, confirming that the person continues to perform their work duties well, and has retained the job. In some instances, extended or long-term job supports may be necessary. In those instances, the ORS counselor may, if appropriate, authorize other agencies to provide the necessary job support services.

**Reimbursement Schedule**

1) Billed at the conclusion of Initial Work Prep-----	\$1,000
2) Billed at the conclusion of CWE -----	\$1,500
3) Billed at the start of a Job Placement -----	\$2,500
4) Billed upon successful (75 day) job retention & Monthly reports--	
20 hours or less (prevailing wage)-----	\$2,000
21 hours or more to full time (prevailing wage)-----	\$3,000

**Revised 6/1/08**

**SKILLS TRAINING SERVICES & EVALUATIONS**

**Goodwill Industries of Rhode Island  
100 Houghton Street  
Providence, RI 02904  
Telephone: 861-2080  
TTY: 331-2830  
Contact Person: Christine Yankee (x 119)**

**Work Prep (6096) . . . . . \$4,400**  
**Work Preparation** includes: Job Readiness Skills Training, Career Exploration, Community Work Experiences, Vocational Case Management (as needed), Job Development and Job Placement and Retention.

**Training Non-Degree (6011) . . . . . \$2,150**  
Computer/Clerical Training  
Pathways to Employment Training

**Vocational Evaluation (3010) . . . . . \$1,000**

Goodwill Industries will complete the vocational evaluation in the following manner:  
One week will consist of aptitude testing, interest inventories, and work samples at Goodwill. The second week will consist of a thorough work readiness skills assessment which will be done through a community-based assessment. The Vocational Evaluation process is not a service to be used for career exploration except for the interest-inventory portion.

- \* If a client has completed an intake and then fails to show up for two scheduled evaluation start dates, ORS counselors will receive a bill for \$95 for intake services.
- \* If a client only completes 1-5 days of evaluation, Goodwill will be authorized to bill ORS for \$600. Counselors will receive a report of activities up to that date.
- \* If a client completes 6-10 days of evaluation, Goodwill will be authorized to bill for the full \$1,000 amount. Counselors will receive a completed report, and meet to discuss results.

**Situational Assessment (3038)** is a Community-Based Assessment used to provide vocational experiences in order to assist clients with vocational exploration. It is authorized at the rate of \$75 per day.

**Job Coaching Services (6122)** is a service for clients who need extra supports primarily to maintain competitive employment. This service must be distinguished from the traditional supported employment job coaching, and the time limited non-supported employment job coaching. In some limited circumstances, counselors may want to use this service to supplement a situational assessment in the community. The job coach will instruct, identify needed accommodations, and strategize solutions with the employer, consumer, and the ORS counselor. Normal use of this service should not exceed 90 days.

- \*\* ORS Counselors may authorize \$100 to have an initial assessment of the current work situation which may establish whether or not job coaching services are appropriate for the individual. (also code 6122)
- \*\* ORS Counselors may authorize the start of job coaching services at the rate of \$26 per hour.

**Goodwill Industries (cont)**  
**Employment Focused Intensive Services**

**Re-Entry Services:** Provide the specific rehabilitative support services required by individuals with head injuries to each employment goals.

**DARE (Deaf Access to Rehabilitation and Employment):** Provides comprehensive employment services to Deaf and Hearing Impaired individuals leading to successful employment in their chosen occupations.

**Blind and Visually Impaired:** Provides comprehensive employment services utilizing adaptive technology, training, and support services needed to reach individualized employment goals.

**Vocational Evaluation (See Page #20 for description)**

Re-Entry (3014) .....	\$200 per day
DARE (3041) .....	\$200 per day
SBVI (3072).....	\$200 per day

**Work Prep (See Page #20 for description)**

Re-Entry (6101) .....	\$4,900
DARE (6093) .....	\$4,900
SBVI (6099).....	\$4,900
* Retention is \$1,000	

**Situation Assessment (See Page #20 for description)**

Re-Entry (3014) .....	\$150 per day
DARE (3041) .....	\$150 per day
SBVI (3072).....	\$150 per day

Contact person for DARE Program: Jan Luby ext. 112

Contact person for Re-Entry: Cheryl Berger, ext. 138

Contact person for SBVI Programs: Natalia Montoya, ext. 127

## SKILLS TRAINING SERVICES (CON'T)

**People In Partnerships, Inc.**  
**200 Main Street Suite 230**  
**Pawtucket, RI 02860**  
**(401) 727-8002 Fax: 727-8411**

<u>PROGRAMS (6011) \$2,500</u>	<u>Additional Fees (6040)</u>	<u>Amount</u>
CNA	Book & Workbook	\$45
	Exam	\$95 & \$40
	CPR (adult & infant)	\$40
	*Equipment (blood pressure cuff and stethoscope)	\$50
	*Uniforms	\$115
	Background Check	\$5
CHILD CARE	CPR	\$40
	Background Check	\$5
HUMAN SERVICES	CPR	\$40
	Background Check	\$5
OFFICE ASSISTANT/COMPUTER TNG.	Book	\$75
	Background Check	\$5

\*Optional

In addition to Skills Training Programs, PIP is approved to provide:

Situational Assessments (3038) \$75 per day, not to exceed ten days.

A Situational Assessments is defined as a service which allow individuals the opportunity to interact in a real work environment to explore or support a vocational goal.

The following work sites have been identified for Situational Assessments:

Yesteryear's Café – food service (all aspects)  
Card Smart Stores – customer service, cashier, stockroom, sales, etc.  
People In Partnerships – office assistant, word processing, general clerical  
Child Care Connections – child care (all aspects)  
Eleanor Slater Hospital, nonspecified hotels – housekeeping, etc.  
Nickerson House, and other private facilities – maintenance, janitorial

**Reminder:** PIP is an approved vendor for Time-Limited Job Coaching (6116). This service should be used as a support mechanism for job retention. **This service will be authorized at \$50/day, for up to ten days. If there is a need to use more than the ten days, discussion and rationale between PIP, the client, and the counselor is necessary.**

## SPECIAL SERVICES

### YOUTH TRANSITION SERVICES

The Office of Rehabilitation Services (ORS) has partnered with several community based providers so that high school students with disabilities have an opportunity to participate in age appropriate vocational transition activities

#### I. REGIONAL VOCATIONAL ASSESSMENT CENTERS:

<b>East Bay Educational Collaborative</b>		<b>245-2045</b>
ORS/RIDE Contract	Vocational Evaluation	Agency Code: Eastb003 Service Code: 3018 Fee: None; contracted
Transition Academy	Expanded 5 <sup>th</sup> year school program	Agency Code: RITRA 003 Service Code: 6046 Fee: \$4,400/year
<b>Northern Rhode Island Educational Collaborative</b>		<b>658-5790</b>
ORS/RIDE Contract	Vocational Evaluation	Agency Code: North017 Service Code: 3018 Fee: None; contracted
Transition Academy	Expanded 5 <sup>th</sup> year school program	Agency Code: RITRA 002 Service Code: 6046 Fee: \$4,400/year
Post high school services	Work Preparation Services (Only for out of school youth)	Agency Code: North017 Service Code: 6096 Fee: \$4,400
<b>Providence School System</b>		<b>456-9230</b>
ORS/RIDE Contract	Vocational Evaluation	Agency Code: Proje004 Service Code: 3018 Fee: None; contracted
Transition Academy	Expanded 5 <sup>th</sup> year school program	Agency Code: JWProv01 Service Code: 6046 Fee: \$4,400/year
<b>Southern Rhode Island Educational Collaborative</b>		<b>295-2888</b>
ORS/RIDE Contract	Vocational Evaluation	Agency Code: South011 Service Code: 3018 Fee: None; contracted
Exploring      Developing Transition Academy 2/08		
<b>West Bay Educational Collaborative</b>		<b>941-8385</b>
ORS/RIDE Contract	Vocational Evaluation	Agency Code: Westb002 Service Code: 3018 Fee: None; contracted
Transition Academy	Expanded 5 <sup>th</sup> year school program	Agency Code: Empl002 Service Code: 6046 Fee: \$4,400/year
Post high school services	Work Preparation Services (Only for out of school youth)	Agency Code: Westb002 Service Code: 6096 Fee: \$4,400

## YOUTH TRANSITION SERVICES (CONT.)

### OTHER FEE FOR SERVICE OPTIONS FOR YOUTH:

\*\* Vocational Evaluations (3011) are provided by the following agencies for the same fees as adults.

<b>**Goodwill Industries</b>	
Summer Work Program	Agency Code: VOCAT001 Service Code: 3527 Fee: \$2,400
<b>**Perspectives</b>	
Summer Work Program	Agency Code: PERSP001 Service Code: 3527 Fee: \$2,400
<b>Rhode Island School for the Deaf</b>	
Work Preparation (Full School Year)	Agency Code: RISCH001 Service Code: 6046 Fee: \$4,500
Summer Work Program	Agency Code: RISCH001 Service Code: 3528 Fee: \$2,400
<b>**Looking Upwards</b>	
Summer Work Program	Agency Code: LOOKI001 Service Code: 3527 Fee: \$2,400
<b>**Homestead</b>	
Summer Work Program	Agency Code: RIARC005 Service Code: 3527 Fee: \$2,400
<b>**Cranston ARC</b>	
Summer Work Program	Agency Code: RIARC002 Service Code: 3527 Fee: \$2,400
<b>Youth Leadership</b>	
Summer Youth Leadership (OSCIL)	Agency Code: OSCIL001 Service Code: 9998 Fee: \$1,600
Mentoring	No fee, Internal ORS Program

Revised 3/07/08

**SPECIAL SERVICES**  
**INDEPENDENT LIVING CENTER SERVICES**

**FEE SCHEDULE**

Consumer control is basic to independent living. Therefore, services are for example, to increase the ability of individuals with significant disabilities to manage their own life. See Personal Care Assistant Policy. Send letter with authorization indicating consumer's issue or goal.

<b>PARI</b> <b>500 Prospect Street</b> <b>Pawtucket, RI 02860</b> <b>Phone: (401) 725-1966</b>	<b>OSCIL</b> <b>1944 Warwick Avenue</b> <b>Warwick, RI 02889</b> <b>Phone: (401) 738-1013</b>
<p><b><u>IL Assessments</u></b></p> <p><u>Comprehensive IL Assessment(3302) (Employment)</u> \$350.00</p> <p><u>Equipment Needs Assessment(3304)</u> \$140.00</p> <p><u>Home Accessibility Assessment(3308)</u> \$140.00</p> <p><u>Personal Care Assistant Assessment or Self Care Assessment(3303)</u> \$140.00</p> <p><b><u>IL Skills Training</u></b></p> <p><u>Managing Equipment Acquisition and Use(6087)</u> \$105.00</p> <p><u>Transportation Skills Training(6074)</u> \$140.00</p> <p><u>Other IL Training to Support Employment Preparation (6078)</u> \$105.00</p> <p><u>Training to Manage a Personal Care Assistant(6082)</u> \$175.00</p> <p><u>Managing Bowl, Urinary or Skin Care(6084)</u> \$140.00</p> <p><b><u>Personal Care Assistant Services</u></b> <b><u>Costs:</u></b></p> <p><u>Daytime(9400):</u> \$8.82 per hour plus .45¢ Administrative fee for a total of \$9.27 per hour.</p> <p><u>Nighttime (9401):</u> \$25.95 per night plus \$3.15 Administrative fee for a total of \$29.10 per night</p>	<p><b><u>IL Assessments</u></b></p> <p><u>Comprehensive IL Assessment(3302) (Employment)</u> \$350.00</p> <p><u>Equipment Needs Assessment(3304)</u> \$140.00</p> <p><u>Home Accessibility Assessment(3308)</u> \$140.00</p> <p><b><u>IL Skills Training</u></b></p> <p><u>Managing Equipment Acquisition and Use(6087)</u> \$105.00</p> <p><u>Transportation Skills Training(6074)</u> \$140.00</p> <p><u>Other IL Training to Support Employment Preparation (6078)</u> \$105.00</p>

Revised 9/2005

## **SPECIAL SERVICES** **TUTORING / INTERPRETERS**

### **Tutoring Services (6098)**

Must be provided by a qualified teacher (State of Rhode Island Certification needed) and/or college professor or instructor. \$25.00 per hour.

### **Individual Instruction (Not Tutoring)(6036)**

In some situations, individual specialty instruction may be required to reach vocational goal. Fees can vary. Either use the tutoring fee as noted above or if this is discrepant with the going rate for a specific instruction, obtain 3 or more rates charged for the instruction and average the cost for ORS participation.

### **Interpreters for the Deaf (9202) and/or Deaf/Blind (9202) – See Appendix A**

#### **The Governor’s Commission for the Deaf and Hard of Hearing (CDHH)**

One Capitol Hill, Providence, RI 02908

Phone: 222-5300 (V); RI Relay – 711; 222-5301 (TTY)

(Referral Agency only – follow process in Appendix A)

This fee schedule will include a two (2) hour minimum in the event of a “No Show.” Less than 48-hour cancellation notice will obligate the agency to pay the two (2) hour minimum. Assignments lasting more than two (2) hours will be paid to the nearest quarter hour.

### **\*Translation Services (9201)**

### **\*Foreign Language Interpreters (9200)**

---

**\* See the Master Price Agreement, which can be accessed from the internet via the following steps:**

- 1. [www.purchasing.ri.gov](http://www.purchasing.ri.gov) (Division of Purchasing – Home Page).**
- 2. Double click on Vendor Information**
- 3. Scroll down to Master Price Agreements (MPA) – left click on mouse.**
- 4. Click on “SEARCH”, scroll down to appropriate vendor.**
- 5. Left click on mouse.**

**Revised 5/2007**

**SPECIAL SERVICES**  
**ASSISTIVE TECHNOLOGY SERVICES**

**TechACCESS of Rhode Island**  
Assistive Technology Resource Program  
110 Jefferson Boulevard, Suite I  
Warwick, RI 02888

Phone: 463-0202  
Contact Person: Judi Hammerlind-Carlson  
E-mail: [jcarlson@techaccess-ri.org](mailto:jcarlson@techaccess-ri.org)

**The following services are available through TechACCESS. First see Supervisor for clinical review to determine referral directly to TechACCESS or consult with the in-house Rehabilitation Technology Consultant**

**Assistive Technology-Equipment Assessment (3097)..... \$1050**

Assessments are limited to computer access and use for all disabilities and general assistive technology applications for individuals who are blind or have low vision. Each assessment, including time with client, travel time, research time, etc. is expected to take approximately **eight hours**.

**Assistive Technology – Augmentative Communication Assessment (3098)..... \$1050**

This assessment, including all components listed above, is expected to take approximately **ten hours**.

Both assessments include:

- Identification of client needs
- Identification of appropriate technology(s)
- Hands-on training with representative technologies as possible
- Formal written report with recommendations
- Follow-up meeting to review report and recommendations with client, rehabilitation counselor, and appropriate team members

**Additional Assessment Hours ..... \$105/hour**

**Use Service Code for the respective assessment (3097 or 3098)**

TechACCESS must notify and discuss with the rehabilitation counselor the need for further assessment time prior to scheduling additional hours with the client.

**Revised 9/2009**

**SPECIAL SERVICES**  
**ASSISTIVE TECHNOLOGY SERVICES**

**Assistive Technology – Professional Consultations:**

**Assistive Technology Application/Therapy/Training**

**Service Code (6121) ..... \$105/hour**

Professional consultation is directly related to recommendations from Assistive Technology/ Augmentative Communication Assessment. Therapy sessions are provided on an hourly basis to address specific intervention goals and objectives identified from assessments. A written summary report is provided at the conclusion of sessions, as requested.

Individualized training is provided to individuals at home, the worksite, or at TechACCESS to help them learn and reach competency with software or other assistive technology devices.

**Technical Assistance**

**Service Code (6120) ..... \$75/hour**

Technical assistance is offered to help individuals at home, in the workplace or at the TechACCESS Center to install software, program/customize devices, and trouble shoot incompatibility problems.

**Rehabilitation Technology Consultant:**

Lou Esposito, Bio\NEXUS, Inc.

Telephone: 800-485-5040

E-Mail: [louesposito@cshore.com](mailto:louesposito@cshore.com)

Services provided by Bio/Nexus:

Not requiring completion of T-blue are: consultation, evaluation, research, and recommendations.

Services requiring an authorization are:

**Computer Repair/Installation**

**Service Code (9150).....\$73/hour**

**Computer Training**

**Service Code (6036-Individualized Training, not Tutoring)..... \$75/hour**

Counselors should only authorize a maximum of 10 hours for computer training, with any additional hours requested, requiring justification and prior authorization.

Counselors must consider the informed choice of their clients when authorizing any services.

**Revised 3/2007**

## DRIVING EVALUATIONS( 7122) and/or DRIVER TRAINING (7121)

### PROVIDERS

#### ABC/ACE DRIVING SCHOOLS

29 Rhodes Avenue  
Riverside, RI 02915

Phone: (888) 446-5189

Cell: (860) 208-9540

Contact Person: Tim Souza

**Mailing Address:** 242 Herrick Road  
(all correspondence) Brooklyn, CT 06234

Vendor Code: ABCDR002

Mileages are taken from the Journal Bulletin Almanac. Distances are recorded from Providence. **This list includes only the 37 cities or towns farther than 20 miles.** All other 64 cities and towns are at the base rate of \$60 per hour. That included over three quarters of the clients. Please add \$35 for evaluations which are approximately 2 hours in length, and includes detailed, professionally prepared reports with recommendations for special equipment and/or driving restrictions. These fees include, in addition to the physically impaired, other disabilities such as learning deficits, deafness (special “signing” methods used), dyslexia, autism, illiteracy, agoraphobia and other severe mental blocks associated with driving fears. ABC/ACE Driving Schools will work together with psychiatrists and hypnotherapists when necessary. Techniques are kept up-dated by constant consultation with other health professionals, frequent visits to Rehabilitation Centers in the U.S., and acquisition of numerous publications. Rates are the same when client’s specially equipped van is utilized instead of ABC/ACE Driving School’s specially equipped dual-controlled training car.

**Please include phone number and details on client.**

### MAXIMUM FEE

LOCATION	PER HOUR	LOCATION	PER HOUR
Within 20 miles (Providence)	\$60.00	Within 20 miles (Providence)	\$60.00
Adamsville	\$67.00	Narragansett Pier	\$70.00
Ashaway	\$78.00	Newport	\$70.00
Beavertail	\$71.00	Pascoag	\$63.00
Bonnet Point	\$69.00	Peacedale	\$70.00
Carolina	\$76.00	Point Judith	\$75.00
Charlestown	\$80.00	Quonochontaug	\$75.00
Exeter	\$62.00	Richmond	\$70.00
Galilee	\$74.00	Sakonnet Point	\$73.00
Green Hill	\$79.00	South Kingstown	\$65.00
Harrisville	\$63.00	Summit	\$62.00
Hope Valley	\$71.00	Wakefield	\$70.00
Hopkinton	\$76.00	Wallum Lake	\$64.00
Jamestown	\$67.00	Watch Hill	\$94.00
Kenyon	\$73.00	Westerly	\$85.00
Kingston	\$69.00	West Greenwich	\$70.00
Little Compton	\$70.00	Wyoming	\$71.00
Middletown	\$65.00	Yawgoog	\$73.00

Revised 10/2005

## **DRIVING EVALUATIONS (VENDORS) CONT'D.**

### **The Adaptive Driving Program, Inc.**

250 Milton Street, #LL002  
Dedham, MA 02026

Phone: (508) 626-6568

Contact Person: Mark Whitehouse

Vendor Code: ADAPT001

\$150.00 for standard on the road evaluation  
(1 – 1.5 hours with report)

\$80.00 for car training lessons (per hour)  
\$110.00 for van training lessons (per hour)

To be authorized in blocks of ten sessions  
with a written report and recommendations  
submitted prior to re-authorization.

### **VNS Home Health Services**

Rehabilitation Dept.  
14 Woodruff Ave., Suite 7  
Narragansett, RI 02882

Phone: (401) 782-0500  
(401) 788-2289

Contact Person: Susan Nichols  
Sue Jameson  
Linda Curry

Vendor Code: VNSHO001

\$500.00 for driving assessment in car.  
Includes on the road evaluation.

\$600.00 for driving assessment in van.  
Includes on the road in modified van.  
Please check with Linda prior to authorizing  
Van Evaluation.

### **Rhode Island Hospital**

Dept. of Rehab Medicine  
The Coro Building, Suite 1300  
One Hoppin Street  
Providence, RI 02903

Contact Person: Laura Richard, OTR

Phone: (401) 444-5178  
FAX: (401) 444-5089

Need eye examination, physician referral,  
and client form prior to authorization.

Vendor Code: RIHOS003

Car and Van Evaluations

\$550.00

### **Crotched Mountain**

1 Verney Drive  
Greenfield, NH 03047

Contact: Don Sampson

Phone: (603) 547-3311  
FAX: (601) 547-3232  
Website: [www.cmf.org](http://www.cmf.org)

Car and Van Evaluations - \$150 per hour  
(usually 2-3 hrs needed)

Vendor Code: CROTC001

Training in a sedan with hand controls -  
\$60.00 per hour.

Training in a van with hand controls -  
\$95.00 per hour.

Room and board - \$35 per day.

Revised 1/30/09

## DRIVING EVALUATIONS (PROVIDERS) CONT'D.

**The Mobility Center –  
Easter Seals of CT**

158 State Street  
Meridan, CT 06450

Phone: (203) 237-7835  
FAX: (203) 237-9187

Car and Van Evaluations  
Contact: Danielle Dell'Oso  
Vendor Code: EASTE004  
Price: \$455.00

**Atlantic Driving Academy**

33 Manhattan Street  
Providence, RI 02904

Phone: (401) 331-3292

Contact: John Romano  
Vendor Code: ATLAN004

Drivers Training \$30 per  
hour - 8 hours on the road  
and road test

**Welsh Driving  
School**

65 Frank's Necks Road  
Narragansett, RI 02882

Phone: (401) 783-0962

Contact: Dean Welshman  
Vendor Code: WELSH002

Drivers Training: \$60 per  
hour

## TRAVEL TRAINING (7110)

**First Authorization ..... \$ 45.00**  
**Second Authorization ..... \$255.00**

**Accessing Community  
Transportation (ACT)**

51 Puritan Drive  
Warwick, RI 02888

Phone: (401) 461-5494

Contact: Mark Susa,  
President

Vendor Code: ACT0001

**Cranston ARC**

111 Comstock Parkway  
Cranston, RI 02920

Phone: (401) 941-1112

Contact: Erin Ferns

Vendor Code: RIARC002

Note: Population served is  
transition students.

**Goodwill Industries  
of R.I.**

100 Houghton Street Providence,  
RI 02904

Phone: (401) 861-2080

Contact: Christine Yankee

Vendor Code: VOCAT001

**First Authorization:** This service establishes that public transportation is appropriate for the individual depending upon the availability of RIPTA service for the desired location and travel destination. Some people may not be able to participate in this program due to lack of public transportation in their area, or the bus routes and schedules not meeting their transportation needs.

**Second Authorization:** The Travel Training is individualized for each individual. A questionnaire may be used to determine strengths or need for extra training. The following areas are considered in developing a Travel Training Plan:

- |  |   |
|--|---|
| <ul style="list-style-type: none"> <li>○ Ability to move from place to place</li> <li>○ Ability to travel long distances</li> <li>○ Ability to stand for a prolonged period</li> <li>○ Balance</li> <li>○ Ability to use stairs</li> <li>○ Sight, need for glasses</li> <li>○ Hearing, need for hearing aids or other corrective devices</li> <li>○ Eating; special foods or problems with swallowing</li> </ul> | <ul style="list-style-type: none"> <li>○ Seizures, any pre-warnings or other special instructions</li> <li>○ History of public transportation use</li> <li>○ Need for or possession of bus pass</li> <li>○ Prior training and experience using public transportation</li> <li>○ Ability to travel independently</li> <li>○ Appropriate behavior with strangers</li> <li>○ Ability to recognize community workers</li> </ul> |
|--|---|

**Revised 4/2007**

- Knowledge of what to do if lost or ill
- Ability to find destination with given directions
- Knowledge and ability to assert passenger rights

- Ability to identify names and numbers
- Ability to locate a telephone
- Ability to dial a telephone
- Ability to tell time
- Ability to read and understand a bus schedule

**The Individual Travel Plan includes how provider will assist the individual with his/her:**

- Ability to move purposefully within the environment
- Ability to leave for bus at the appropriate time
- Ability to find and identify the bus stop
- Ability to identify proper bus
- Ability to board, pay fare/show bus pass and choose appropriate seat
- Ability to watch for landmarks, signal for stop, disembark
- Ability to negotiate personal travel route

**Types of Travel Assistance for the Individual:**

- A plan drawn up for best route to desired location using the appropriate bus schedules.
- Small cards made up with pertinent information, e.g. destination (to show driver), home address and important phone numbers.
- If needed, photographs will be taken to help guide trainees who need visual cues to help them find the correct bus stop, route, and destination.
- Initial training that includes 3 or 4 trips (time to be determined by route(s), distance, transit schedules and need for return trip).

**Training Includes:**

- The trainee will be met at the location of departure which best suits the need of the trainee.
- The trainee will be shown a bus schedule with appropriate times and locations highlighted.
- The trainee will be accompanied to the appropriate bus stop.
- If needed, the trainee will be accompanied to the RIPTA office to obtain a bus pass during the first trip.
- The trainee will receive instruction on how to signal the bus driver to stop to be picked up.
- The trainee will be shown how to deposit bus fare or show pass.
- The trainee will be shown how to be properly seated for ride.
- During the ride, the trainee will review bus rules.
- The trainee will be instructed to watch for landmarks as destination approaches.
- The trainee will learn the correct way to alert driver by signaling or walking to the front of bus just before stop.
- The trainee will be taught the proper way to exit the bus.
- The trainee will be accompanied to the destination place.
- The trainee will be returned to departure point via RIPTA bus if desired.
- The trainee will receive instruction in safety rules. After each training session progress notes will be completed to monitor program and assess need for more training.
- Trainees will be shadowed during the initial phase of independent travel to insure their comfort and ability to travel without assistance. (This part of training would require at least one additional unit of training.)
- Only when all the necessary travel skills are mastered and the trainee and trainer feel confident about the trainee's ability will independent travel begin.

**Report:** Provider will generate a report and make recommendations for the amount of additional training and/or accommodations required to meet the individual's employment/independent living goal.

**CHILD CARE SERVICES**  
(Service Code 9300)

***DEFINITION OF PROVIDER GROUPS***

**Licensed Day Care Centers:**

Community-Based Centers such as Child Care Connection, Little Tots, Growing Children, etc. Licensed by DCYF on a yearly basis.

**Group Family Day Care Homes:**

Home-based childcare services that can provide child care for nine to twelve children. Licensed by DCYF on a yearly basis.

There are less than ten of these providers in RI, reasons for this is the strict standards – zoning concerns, rigid environmental standards, etc.

**Certified Family Day Care Homes:**

Most common home-based provider in the state, there are currently over a thousand providers. These providers can accommodate up to eight children, with an assistant. Without an assistant, they can take up to six children. Licensed by DCYF for a **two year period.**

**Relative Care Provider:**

Department of Human Services requires: B.C.I., DCYF (C.A.N.T.S.) background on provider.

**In-Home Care:**

Department of Human Services requires: B.C.I., DCYF (C.A.N.T.S.) background on provider.

**CHILD CARE SERVICES (CONT'D)**

**WEEKLY PAYMENT RATE SCHEDULES**

**SCHEDULE I**

	<b><u>INFANT/TODDLER</u></b>			<b><u>PRE SCHOOL CARE</u></b>		
	Full Time	Half Time	Quarter Time	Full Time	Half Time	Quarter Time
Licensed Day Care Center	\$188.00	94.00	47.00	157.00	78.00	39.00
Group Family Day Care Home	155.00	77.00	38.00	150.00	75.00	37.00
Certified Family Care Homes	155.00	77.00	38.00	150.00	75.00	37.00
Relative Care	81.00	40.00	20.00	54.00	27.00	13.00
In-Home Care	74.00	37.00	18.00	50.00	25.00	12.00

Revised 9/2009

**CHILD CARE SERVICES (CONT'D)**

**WEEKLY PAYMENT RATE SCHEDULES**

**SCHEDULE II**

	<b><u>SCHOOL-AGE CARE</u></b>		
	School in Session		School out Session
	A.M.	P.M.	
Licensed Day Care Centers and after school facilities	\$50.00	\$85.00	\$142.00
Group Family Day Care Homes	55.00	80.00	142.00
Certified Family Care Homes	40.00	60.00	142.00
Relative Care	18.00	26.00	53.00
In-Home Care	17.00	24.00	49.00
Summer Day Camps	N/A		43.00

**A.) Age Group Definitions**

- **Infant/Toddler:** This is a child from the age of one week up to three years old.
- **Pre-School:** This is a child from age three years up to age six years.
- **School Age:** This is a child from age six years up through age twelve years.

**Revised 9/2009**

## **CHILD CARE SERVICES (CONT'D)**

### **CHILD CARE SERVICE DEFINITIONS**

#### **B. TIME DEFINITIONS**

##### **1. Daily Basis**

- a.) Full Time: A full day of service equals care provided five or more hours.
- b.) Half Time: A half day of service equals care provided more than two and less than five hours per day.
- c.) Quarter Time: A quarter day of service equals care provided less than two hours.

##### **2. Weekly Basis**

When determining the amount of weekly payment for childcare services, the following weekly definitions are used. The definitions vary according to the activity in which the client participates and the amount of time spent in such activity.

- a.) **Full Time:** Full Time Child Care is available when one of the following conditions is met:

##### Employment:

A client is working 20 hours or more per week during the Sunday through Saturday period.

##### Education and Training:

A client is attending an education or training program, below the post secondary level, for 20 hours or more per week.

##### Post-Secondary Education:

A client is attending college 12 credit hours or more.

- b.) **Half Time:**

Half Time Child Care is available when one of the following conditions are met:

## **CHILD CARE SERVICES (CONT'D)**

### Employment

A client is working at least 10 hours or more, but less than 20 hours per week.

### Education and Training

A client is attending an education or training program, below the post secondary level, for a minimum of 10 hours or more, but less than 20 hours per week.

### Post-Secondary Education

A client is attending college four (4) to 11 credit hours.

### c.) **Quarter Time**

Quarter Time Child Care is available when one of the following conditions are met:

#### Employment

A client is working less than 10 hours per week.

#### Education and Training

A client is attending an education and training program, below the post secondary level for less than 10 hours per week.

#### Post-Secondary Education

A client is attending college less than four (4) credit hours per week.

**Department of Human Services  
Office of Rehabilitation Services  
Child Care Checklist**  
*(Attach to ORS Authorization Request Form- Tblue)*

Date: \_\_\_\_\_

ORS Client Name: \_\_\_\_\_ SS#: \_\_\_\_\_

Counselor: \_\_\_\_\_

**Support Services for:**       Employment       Training       Job Search       Other

Name, Address and Telephone Number of Day Care Provider:

\_\_\_\_\_  
\_\_\_\_\_  
\_\_\_\_\_

Please specify if day care provider is:

- |  |   |
|--|---|
| <input type="radio"/> Licensed Day Care Center | <input type="radio"/> Group Family Home |
| <input type="radio"/> Certified Family Home    | <input type="radio"/> Relative Care     |
| <input type="radio"/> In-Home Care             |   |

For New Vendors (other than Licensed Day Care Centers)

DCYF License No.: \_\_\_\_\_

Date of Expiration: \_\_\_\_\_

Child Care provided for:

Child's Name	Age	Full-Time	Half-Time	Quarter-Time	# of Days Per Week
--------------	-----	-----------	-----------	--------------	--------------------

\_\_\_\_\_  
\_\_\_\_\_  
\_\_\_\_\_

Projected time services will be needed:

*o Week*

*o Month*

*o Semester*

*o Other (please specify)* \_\_\_\_\_

(Please refer to the Child Care Services – Weekly Payment Rate Schedules – Schedules I & II for Agency Fees)

## **MEDICAL AND PSYCHOLOGICAL SUPPORT SERVICES**

### **Program Requirements**

1. The diagnosis and name of referring physician must be indicated when applicable on all claims for payment submitted to the ORS Program. The ORS Program is required by federal regulations to maintain a vigorous and continuous utilization review of all claims submitted by all participating health care practitioners for medical services and supplies provided eligible recipients of the program.
2. It is important to note that the fees listed in this fee schedule apply only when such services are not available to the general public at a lesser rate. In those instances, in which a provider makes services available at less than the rates indicated in the fee schedule, payment will be made in accordance with the lesser rate.
3. Federal regulation and the requirements of the Office of Rehabilitation Services mandate that payment made in accordance with the allowances listed in this fee schedule must be considered as full and total payment for these services. The Office of Rehabilitation Services cannot permit any arrangement which would require eligible consumers, or anyone else, to provide supplementary payment.
4. Payment for any prior authorized services can only be made if the services are provided while the case remains active for the Rhode Island VR Program through ORS.
5. Specific medical and dental x-ray services and clinical laboratory not listed in this fee schedule can be considered for payment on the basis of medical necessity leading to employment. Such services will require prior authorization, and the amount of payment will be determined on an individual consideration basis by administrative and/or consultative staff.
6. Providers of service must sign the billing form. Signature stamps or person signing for the provider are not acceptable.
7. Providers must utilize other third party resources, such as Federal Medicare, Blue Cross/Blue Shield, or other private health or casualty insurance coverage, when available, prior to billing the ORS Program.
8. Providers must bill with required report once the service has been provided. If a payment has not been paid after 90 days of original invoice, the vendor can call the Fiscal Office and inquire or send a second notice (copy of original invoice/report).

**GENERAL MEDICAL SERVICES**  
**(SERVICE CODES ARE IN PARENTHESIS)**

General Medical Examination - \$95.00 (3000)

(The fee for a General Medical Exam will be the same for all doctors)

History and complete examination of all body systems with written report.

(An additional \$40.00 is to be added to the regular fee for home visit). (3005)

Cardiological Evaluation - \$95.00 (3105)

Dental Evaluation - \$95.00 (3020) – refer to Dental Section

Endocrinological Evaluation - \$95.00 (3080)

Internal Medicine Evaluation - \$95.00 (3001)

(can also be used for Pulmonary Evaluations)

Neurological Evaluation - \$95.00 (3050)

Neurosurgical Evaluation - \$95.00 (3055)

Ophthalmological Evaluation - \$95.00 (3130) – refer to Vision Section

Orthopedic Evaluation - \$95.00 (3060) – refer to OT & PT Section

Otolaryngological Evaluation (Ear, Nose, Throat) - \$95.00 (3177) – refer to Hearing and  
Speech Section

Otological Evaluation - \$95.00 (3145) – refer to Hearing and Speech Section

Physiatry Evaluation - \$95.00 (3065) – refer to Occupational Therapy and Physical  
Therapy Section

Plastic Surgery Evaluation - \$95.00 (3095)

## **GENERAL MEDICAL SERVICES (CONT'D)**

Podiatric Evaluation - \$50.00 (3123)

Psychiatric Evaluation - \$180.00 (3160) **(Discuss with ORS Psychological Consultant Prior To Authorization)**

A General psychiatric evaluation completed by an approved Psychiatrist has as its central component a face-to-face interview with the patient. The interview-based data are integrated with data that may be obtained through other components of the evaluation, such as a review of medical records, and history from collateral sources. The aims of a general psychiatric evaluation are 1) to establish a psychiatric diagnosis, 2) to collect data sufficient to permit a case formulation and functional capacity assessment, and 3) to recommend a treatment plan if necessary), 4) Initial Psychopharmacologic Assessment, Evaluation Session, and subsequent medication follow-up.)

Psychiatric Medication Follow-up Visits- \$50 per visit (4054)

Rheumatology Evaluation - \$95.00 (3174)

Surgery (4052) - **Discuss with Medical Consultant prior to authorization**

Surgical Evaluation - \$95.00 (3100)

Urological Evaluation - \$95.00 (3090)

## **DENTAL SERVICES**

Dental Evaluation - (3020)

\*\*Dental Treatment – (4150)

\*\*Dental Surgery – (4152)

Dentures (full upper, full lower) - (5300)

\*\*X-Rays / Specialized X-Ray evaluations (3400)

\*\*Laboratory Tests (3500)

\*\*Treatment (NEC) (4999)

**PRIOR APPROVAL BY DENTAL CONSULTANT IS REQUIRED.**

### **CONSULTANTS**

Medical – Dr. Elizabeth Conklin, Tuesday and Friday mornings, Ext. 363

Psychological – Dr. Joseph Litchman, Tuesday, Thursday, & Friday, 7:00am – 11:00am, Ext. 333

Dental – Dr. Walter Dzialo, (To coordinate consultation, please email or call Monica Dzialo, ext 410.) Dr. Dzialo will base approval of dental estimates based on Blue Cross/Blue Shield rates.

**CONSULTATION WITH CONSULTANTS IS ENCOURAGED PRIOR TO AUTHORIZATIONS BEING WRITTEN.**

## HOSPITAL-BASED CLINICS

The following is a list of hospitals and hospital-based clinics that have provided services to our clients. The list may not represent all of the clinics/services available at that hospital. When referrals are made, the counselor should ascertain the fee for the service from the hospital or clinic and list the cost on the ORS Authorization Request Form.

<u>Vendor Code</u>	<u>Vendor Name</u>	<u>Phone Number</u>
BRADL003	BRADLEY (EMMA PENDLETON) HOSPITAL	432-1000
BUTLE003	BUTLER HOSPITAL	455-6200
HEALT007	HEALTH SOUTH NEW ENGLAND REHAB	456-4500
KCHOS001	KENT COUNTY HOSPITAL	737-7000
LANDM001	LANDMARK MEDICAL CENTER (WOON.)	769-4100
MEMOR001	MEMORIAL HOSPITAL	729-2000
MIRIA001	MIRIAM HOSPITAL	793-2500
NEWPO008	NEWPORT HOSPITAL	253-4063
NEWPO007	NEWPORT HOSPITAL OB/GYN BORDAN	253-4063
NEWPO011	NEWPORT HOSPITAL PHYSIATRY	253-4063
RIHOS002	R I HOSPITAL CARDIOLOGY FOUNDATION	277-0700
RIHOS003	R I HOSPITAL	444-4000
RIHOS001	R I HOSPITAL – PSYCHIATRY DEPT.	277-0701
RIHOS007	R I HOSPITAL NEURO-PSYCHOLOGY	444-4500
RIHOS009	R I HOSPITAL REHAB SERVICES	444-5485 or 444-5418
ROGER002	ROGER WILLIAMS HOSPITAL	456-2000
SCHOS001	SOUTH COUNTY HOSPITAL, INC.	782-8000
STJOS001	ST. JOSEPH’S HOSPITAL	456-4500
STJOS002	ST. JOSEPH’S HOSPITAL FATIMA	456-3000
FOGAR001	THE REHABILITATION HOSPITAL OF RI	766-0800
WESTE002	WESTERLY HOSPITAL	596-6000
WOMAN001	WOMAN & INFANTS HOSPITAL	274-1100

## **OCCUPATIONAL THERAPY AND PHYSICAL THERAPY SERVICES**

\*Functional Capacity Evaluation - \$450 (3525)

A licensed Physical Therapist or Occupational Therapist will perform the evaluation.

**\*PRE-REQUISITE: THE CLIENT SHOULD HAVE BEEN SEEN BY A PHYSICIAN OR THE COUNSELOR SHOULD CONSULT WITH MEDICAL CONSULTANT TO DETERMINE CAPACITY TO TAKE PART IN THE EVALUATION.**

Orthopedic Evaluation - \$95.00 (3060)

Physiatry Evaluation - \$95.00 (3065)

Physical Therapy Evaluation - \$100.00 (3035)

Physical Therapy (Hourly Rate) - \$50.00 (4030)

Occupational Therapy Evaluation - \$100.00 (3030)

Occupational Therapy (Hourly Rate) - \$50.00 (4040)

## VISION SERVICES

Visual Field Test - \$35.00 (3128)

Ophthalmological Evaluation - \$95.00 (3130)

Optometric Evaluation w/ refraction - \$65.00 (3126)

The Office of Rehabilitation Services will pay up to \$60.00 toward the cost of eyeglass frames (5100).

### Ocular Prosthetics

\*Custom Prosthetic Eye - \$720.00 (5125)

\*Clear Scleral Shell (Phase I) - \$235.00 (5125)

\*Custom Scleral Shell (Phase II) - \$975.00 (5125)

**\* This fee will include all adjustment visits in connection with the fitting.**

Vendors for Ocular Prosthetics:

Jahrling Ocular Prosthetics, Inc.  
50 Staniford Street, 8<sup>th</sup> fl.  
Boston, MA 02114  
(617)-523-2280  
E-Mail: [www.jahrling.com](http://www.jahrling.com)

Jahrling Ocular Prosthetics, Inc.  
South Side Medical Offices  
120 Dudley Street, Suite 202  
Prov., RI 02905  
454-4168 Mon. & Tues. 7:30/am-4:00/pm

### Low Vision Aids (5072)

The Office of Rehabilitation Services will pay up to 100% over actual cost of prescribed Medical Low Vision Aids. These aids are hand magnifiers and magnifying eyeglasses. A 30-day trial period to determine the usability of the prescribed aids and the completion of a cost validation form is required prior to authorization.

### Consultants

Vision – Dr. Robert Bahr, Bi-weekly, AM  
Dr. Robert Kinder, Bi-weekly, AM

To coordinate a consultation, call Susan Osborne, ext. 422.  
Consultations are held in Training Room C, 3<sup>rd</sup> Floor.

Revised 11/2006

## **HEARING AND SPEECH SERVICES**

Speech Evaluation - \$100.00 (3178)

Speech Therapy - \$50.00/Hour session (4045)

Audiological Evaluation (Pure Tone Only) - \$50.00 (3210)

Audiological Evaluation (Full) - \$85.00 (3211)

Otolaryngological Evaluation (Ear, Nose, Throat) - \$95.00 (3177)

Otological Evaluation - \$95.00 (3145)

Hearing Aid Assessment - \$75.00 (5005)

Assistive Listening Device Evaluation - \$35.00 (3096)

Ear Molds - \$68.00 each (5015)

### **Hearing Aids: (5010)**

The Office of Rehabilitation Services will make payment for hearing aids provided to eligible consumers as follows:

1. Standard hearing aids will now have a flat rate. A cost validation form is needed

#### **Monaural**

Body Aid, In-the-ear, Behind-the-ear, the rate is \$700.00

#### **Binaural**

In-the-ear, Behind-the-ear, the rate is \$1400.00

2. Digital Hearing Aids, FM-Systems

The rate is cost plus \$250.00 markup for each ear. Again, a cost validation form is needed.

Please remember that the Office of Rehabilitation Services makes payment for hearing aids for eligible consumers only. It should be noted that all hearing aids provided must be unconditionally guaranteed for both parts and services for a period of one year from the date on which the aid is provided to the recipient. A cost validation form and a 30-day trial are required prior to authorization.

### **Hearing Aid Repairs: (9001) (When hearing aid is out of warranty)**

Manufacturer repair. This is for repairs done by the manufacturer - recasing, replacement, and extensive repairs. These repairs include a 6-month warranty that covers all subsequent repairs within this period. The rate is manufacturers cost plus \$50.00. A repair cost validation form is required.

Revised 6/1/08



**State Of Rhode Island & Providence Plantations**

*Department Of Human Services  
Office Of Rehabilitation Services*

40 Fountain Street

Providence, RI 02903

Voice 421-7005 ~ FAX 222-3574

<http://www.ors.ri.gov>

**HEARING AID COST/REPAIR VALIDATION FORM**

**Customer Name:** \_\_\_\_\_

**Address:** \_\_\_\_\_  
\_\_\_\_\_  
\_\_\_\_\_

I certify that the cost\* of each hearing aid or repair,  
model number \_\_\_\_\_, is \$ \_\_\_\_\_  
as of this date \_\_\_\_ / \_\_\_\_ / \_\_\_\_.

These aids are: Standard \_\_\_\_\_ Digital \_\_\_\_\_

**Signed:** \_\_\_\_\_

**Company:** \_\_\_\_\_

\* **Cost** – The actual cost of, or repair of, the above instrument to the dealer, including all discounts of volume purchase, promotional programs, and shipping/receiving.

## **Psychological, Neuropsychological, Therapeutic Services**

Psychological services are defined more specifically with decisions necessary for types of testing and evaluations. Counselors are advised to order only what is necessary. The Psychological Consultant can assist you with decision-making.

**USE OF CONSULTANT:** The Psychological Consultant is available to supplement the Counseling and Guidance functions of the Counselor. Face-to-face meetings are the best way to discuss the situation and make decisions about types and implications of testing. The Consultant can assist to frame the questions to ask the Evaluator, analyze the reports, discuss the rehabilitation issues related to disorders, and relate the reports and needs to vocational planning and employment. **Please remember to include background information to our outside evaluators and PLEASE be specific in your referral questions.**

**VOCATIONAL APPRAISAL (3186):** The purpose of the Vocational Appraisal is to evaluate interests, aptitudes, personality, and adaptive functioning related to work and vocational planning. Testing is to include a diagnostic interview including academic and work histories, a cognitive screen (e.g., WASI or Otis-Lennon), academic screen (e.g., WRAT-4) or aptitude testing (e.g., Wonderlic), and Interest evaluation. Specific aptitude evaluations should be tailored to client stated interests or referral questions.

**Usual time is 4 hours**

**Authorize \$300.00**

**CLINICAL EVALUATION (3170):** The purpose of a Clinical Evaluation is to differentiate/elaborate DSM Axis I and Axis II disorders for purposes of moving forward in vocational planning to employment. The evaluation is to include a comprehensive psychodiagnostic interview, including longitudinal psychiatric and psychosocial histories, response to treatment, current mental status exam, and DSM diagnostic formulation, including current GAF. Formal testing would include a cognitive screen and personality (e.g., MMPI) or projective testing, as appropriate to answer the referral questions.

**Usual time is 4 hours**

**Authorize \$300.00**

**LEARNING DISABILITY ASSESSMENT (3052):** The purpose of the “LD” assessment is to evaluate cognitive, academic, and behavioral problems in the acquisition of learning skills, instrumental to vocational success. The evaluation is to include a diagnostic interview including educational, vocational, and psychosocial histories. Formal testing is to include a full battery cognitive evaluation (e.g., WAIS or Stanford Binet), and a full battery educational evaluation (e.g., Woodcock Johnson, WIAT). If needed, a completed accommodation form \*L-15, or \*SA 001 is also to be included.

**Usual time is 4 hours**

**Authorize \$325.00**

\*The L-15 and SA 001 are forms to be completed by a psychologist in order to request appropriate accommodation for anyone trying to obtain a GED. Counselors who suspect their clients may need some accommodations will need to send these forms along with the authorization for the LD Evaluation. These completed forms are valid for 12 months.

## **Psychological, Neuropsychological, Therapeutic Services (CONT'D)**

**COMBINED LEARNING DISABILITY AND CLINICAL EVALUATION (3056):** The purpose of this combination assessment is to address diagnostic formulation and vocational planning needs for client's who present with multiple problem areas and needs. These areas would include DSM Axis I and Axis II psychiatric disorders as well as cognitive, academic, or behavioral problems affecting the acquisition of learning skills. The evaluation is to include a comprehensive psychodiagnostic interview including mental status exam, a full battery cognitive evaluation (e.g. WAIS or Stanford Binet), a full battery educational evaluation (e.g., Woodcock Johnson or WIAT), and any other clinical tools at the examiner's discretion to answer the referral questions. If needed, a completed accommodation form \*L-15 or \* SA001 is also to be included. **This combined evaluation should be used in lieu of ordering separate CLINICAL (3170) and LEARNING DISABILITY (3052) assessments.**

Usual time is 6 hours  
Authorize \$450.00

**BRIEF NEUROPSYCHOLOGICAL EVALUATION (3167):** The purpose of this evaluation is to screen for or update the assessment for Traumatic Brain Injuries (including Open and Closed Head Injuries), various Organic Brain Syndromes regardless of etiology, Amnesic Disorders, ADHD, or Cerebral Vascular Accidents (CVA). The evaluation is to include a diagnostic interview including premorbid history, history of illness and course of treatment, Mini Mental Status Exam (MMSE). Formal testing is to include a screening of global cognitive functioning, attentional mechanisms, memory, visuo-motor, executive, and language, as appropriate to the history or referral questions.

**Usual time is 5 Hours**  
**Authorize \$375.00**

**FULL BATTERY NEUROPSYCHOLOGICAL EVALUATION (3167):** The purpose of this evaluation is to fully assess Organic Brain Syndromes regardless of etiology. This evaluation should be utilized if OBS is highly suspected or confirmed from available medical records and no other evaluation has been completed within the past year. The evaluation is to include a diagnostic interview including premorbid illness, vocational, educational, psychosocial histories. Formal testing would include full battery Halstead-Reitan, Nebraska Luria or their equivalents, as appropriate to the available history and referral questions.

**Usual time is 8 Hours (+)**  
**Authorize \$750 as per hospital based agreement.**

### **Please note:**

**Hospital based clinical assessments are authorized at the fee established by the hospital. ORS has negotiated with RI Hospital and Memorial Hospital to provide neuropsychological testing at the fee of \$750.00.**

**RATES FOR COUNSELING: (Must be state licensed for independent practice)**  
**Psychological Counseling by Ph.D., Ed.D., Psy.D. (4035) (50 minute hour)...\$75**  
**Clinical Social Worker by MSW, LICSW, ACSW (4036) (50 minute hour)...\$75**  
**Mental Health Counseling by M.A. (4445) (50 minute hour)...\$75**

Revised 04/15/08

## Appendix A

### **INSTRUCTIONS FOR REQUESTING SIGN LANGUAGE INTERPRETER THROUGH CDHH INTERPRETER REFERRAL SERVICE:**

#### **A) CLIENT REFERRALS:**

- 1) A counselor must send a T-Blue form to the fiscal office to request that an authorization be created for sign language interpreting, using the CDHH as the vendor (COMMI002). If a particular interpreter needs to be requested, please indicate this on the T-Blue form. Authorization should be made for the required time at the maximum rate of \$50 per hour.
- 2) The fiscal office will create the authorization letter & fax to the CDHH, therefore, the counselor should **NOT** send out the vendor copy of the authorization letter.
- 3) CDHH will schedule a vendor on the service date(s) requested and contact the counselor to confirm.
- 4) CDHH must notify the interpreter of the ORS authorization number and the client's name at the time of engagement acceptance.
- 5) Following service completion, the interpreter will send their own invoice directly to ORS. The invoice must include the authorization number and client's name before being signed by the counselor for payment approval.
- 6) The fiscal office will change the authorized vendor to the interpreter and pay them directly, from an MPA release, at the rate charged by that interpreter.

#### **B) STAFF REFERRALS:**

- 1) One week before the start of each month, the staff person must create a spreadsheet of all required service dates for the upcoming month and e-mail it to CDHH with a copy to Rosemary Feeney in the fiscal office.
- 2) The authorization number must be apparent on this spreadsheet and should be the first day of the new month requested (ex. 040103 for all requests in the month of April 2003).
- 3) The CDHH will schedule vendors for the various dates requested and contact the staff person to confirm appointment(s) for the upcoming month.
- 4) Following each service completion, the interpreter will send an invoice directly to ORS, referencing the authorization number and staff person's name.
- 5) The invoice must be approved by the staff person making the request and sent to the fiscal office for payment.
- 6) The fiscal office will pay the vendor directly through an MPA release, at the rate charged by that interpreter.
- 7) A log of all staff requests will be kept in the fiscal office and a reference of each invoice number and payment date will be listed next to each request to ensure no duplicate payments are made.

**NOTE:** The current statewide cancellation policy is still in effect, so we must pay for services even if an ORS client or staff member did not participate.

## Appendix B

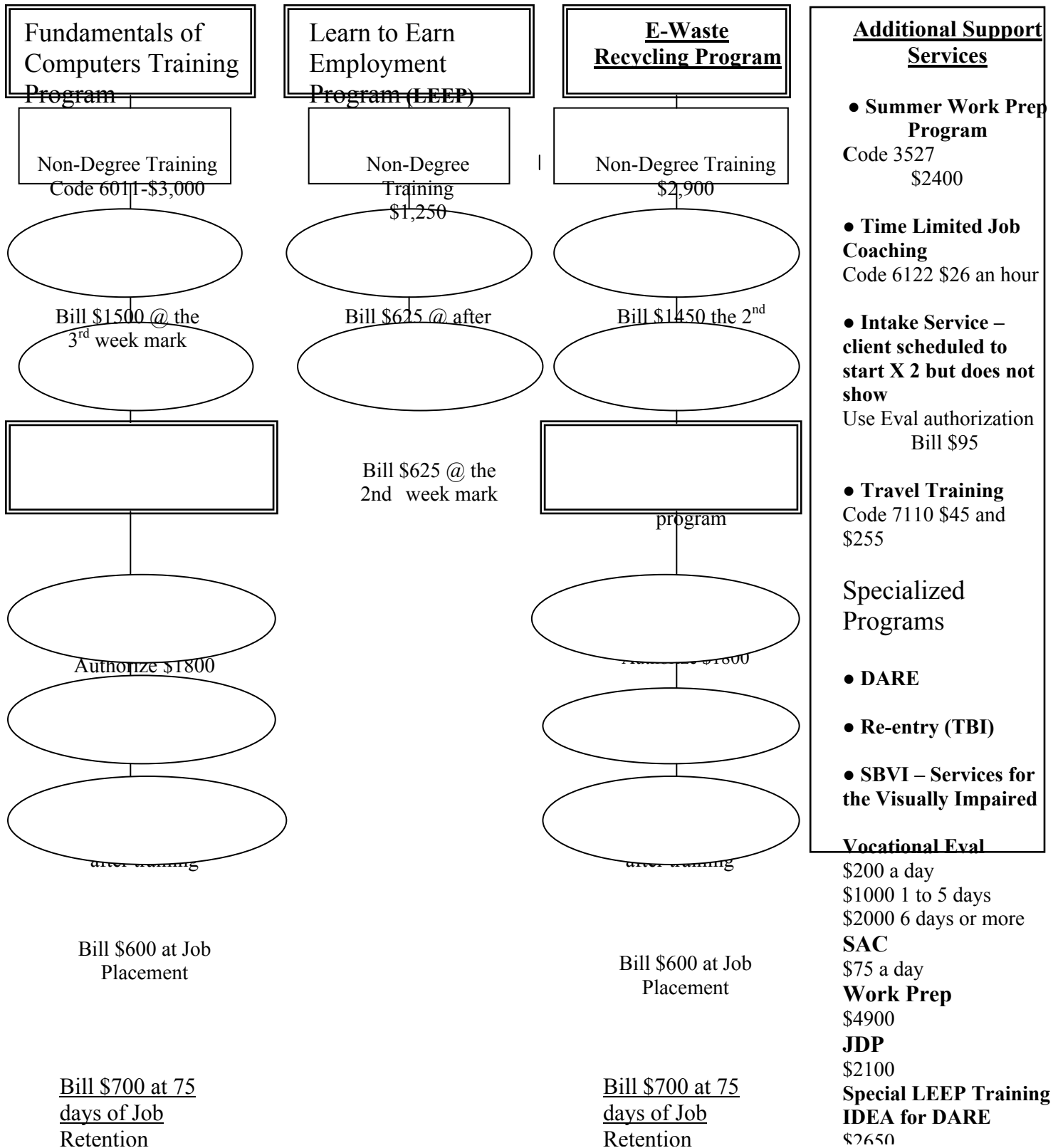
### Special Services (cont)

**Shake-A-Leg**  
**PO Box 1264**  
**Newport, RI 02840**  
**Voice: 849-8898**  
**Email: [shake@shakealeg.org](mailto:shake@shakealeg.org)**  
**Contact Person: Kristy Hart, PT, Program Director**

Shake-A-Leg ( Vendor Code - SHAKE001) offers a 5-week summer program called “Body Awareness Therapy Program”. The program includes occupational therapy, physical therapy, aquatic therapy, and career counseling. **The fee for service is \$1,600 per week. Authorizations can be made on a weekly basis. The service code is 4039.** For more information contact Kristy Hart.

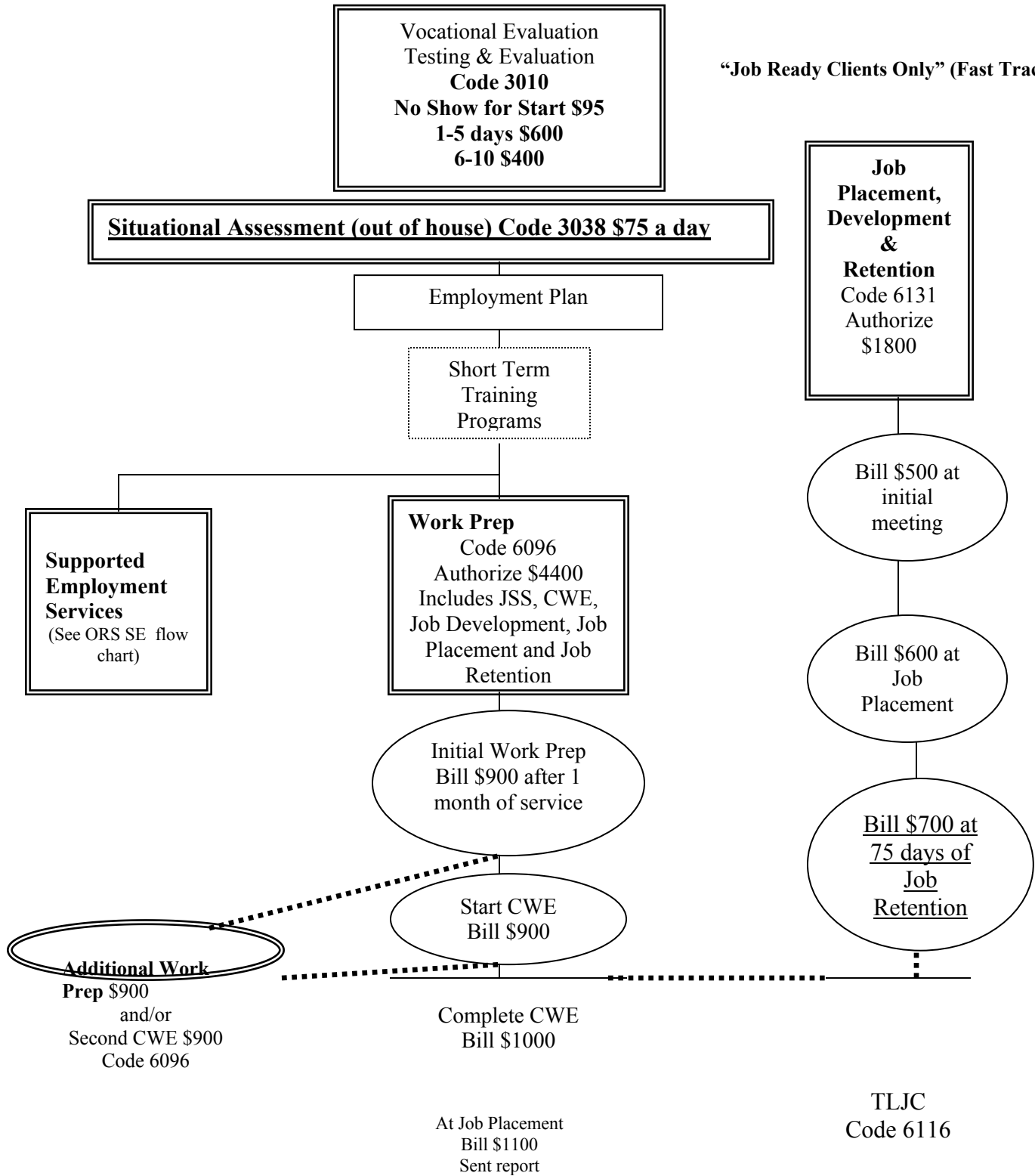
# Appendix C

## ORS/Goodwill Fee Schedule For Training Programs



## ORS/Goodwill Fee Schedule For Employment Services (non-DARE services)

“Job Ready Clients Only” (Fast Track)



\*\*\* .....Optional Services

Retention Bill  
\$500 at 75 days  
sent report

Revised 9/03, 8/04, 10/04, 8/06, 1/07, 4/07, 12/07

## Appendix D

### Certified Training Programs

The following vendors have been approved by ORS to provide short term training services to our clients. The vendors listed with an asterisk (\*) next to their names have also been approved by the two Workforce Investment Areas, GRI and Prov/Cranston as eligible training programs.

#### **Careers in Business Services:**

Allied Schools

\*Bryant University

\*Community College of Rhode Island

\*DB Grant Associates

\*Family Resources

Goodwill Industries of Rhode Island

\*MotoRing Technical Training Institute

National Telecommuting Institute, Inc.

New England Institute of Technology

People In Partnerships, Inc.

\*Providence Skills Center (**GRI only**)

\*Rhode Island College Outreach Programs

\*Roger Williams University Center for Professional Development

\*The Center to Advance Minority Participation in the Construction Industry, Inc.

\*The Sawyer School

ProMail-computer/office/front office training

#### **Careers in Child Care:**

Community College of RI

\*The Genesis Center

People In Partnerships, Inc.

#### **Careers in Computer Information Services:**

New Horizons

In-Sight

\*Learning Gate Computer Learning Center

\*MotoRing Technical Training Institute

New England Institute of Technology

\*Roger Williams University Center for Professional Development

RI Computer Learning Services, LLC

Hi-Tep – Computer training in Spanish

#### **Careers in Construction Trades:**

\*Amos House Carpentry Training

\*Community College of Rhode Island

\*MotoRing Technical Training Institute

New England Institute of Technology

\*The Center to Advance Minority Participation in the Construction Industry, Inc.

International Yacht Restoration School

### **Careers in Education:**

- \*Community College of Rhode Island
- \*The Genesis Center

### **Careers in Food Services:**

- \*Amos House Culinary Education
- \*Community College of Rhode Island
- People In Partnerships, Inc.
- \*Rhode Island Community Food Bank
- \*The Genesis Center
- Johnson & Wales
- The Cookie Place—Via Goodwill Ind.

### **Careers in Health Services:**

- Allied Schools
- American Safety Programs & Training Inc.
- Bastien Academy – C.N.A. training
- Career Education Institute
- \*Community College of Rhode Island
- Comprehensive Educational Services
- Crossroads of Rhode Island
- East Bay Medical Educators
- Emergency Medical Training
- \*Family Resources
- \*Health Care Training Services
- Health Training Center
- International School for Health Careers
- \* MotoRing Technical Training Institute
- New England Institute of Technology
- People In Partnerships, Inc.
- Providence Skills Center (**GRI only**)
- \*Rhode Island College Outreach Programs
- \*The Genesis Center
- \*The Sawyer School

### **Careers as Mechanics/Service Technicians:**

- \*MotoRing Technical Training Institute
- New England Institute of Technology.
- International Yacht Restoration School

### **Careers in Personal & Miscellaneous Services:**

- A New Leaf – training in floral industry
- Arthur Angelo School of Hair Design
- Costin’s Warwick Academy of Beauty
- Little Rhody’s House of Dog Grooming
- Newport School of Hairdressing
- Paul Mitchell The School
- People In Partnerships, Inc.

Rhode Island Association of Realtors  
Rittner's School of Floral Design  
Rob Roy Academy  
The Center for Universal Reflexology  
E-Waste Training—Goodwill Industries  
The Sensational Child – retail/customer service training to adults with developmental disabilities  
R & D Technologies – computer training for engineers & designers in SolidWorks  
The Dog House – Pet grooming

**Careers in Precision Production Trades:**

\*Community College of Rhode Island  
Crossroads of Rhode Island  
\*Ocean State Technical Services-welding training  
\* Thielsch Engineering – welding training

**Careers in Transportation:**

Nationwide Tractor Trailer School  
\*New England Tractor Trailer Training School  
Teamsters Local 251 Drivers Training